

STOVAX

Wood & Multi-fuel Stoves

STOVAX

The Future of Flame



Matt Black Huntingdon 30
with clear door and burning logs.

Your Stovax retailer:


£3.00


STOVAX

Stovax Limited

Falcon Road, Sowton Industrial Estate,
Exeter, Devon, England EX2 7LF
Trade sales Tel: 01392 474000
Export sales Tel: +44 1392 261990
Other depts Tel: 01392 474011
Fax: 01392 219932
Email: info@stovax.com

A member of the Stovax Group





Premium quality

Welcome to Stovax, a company that has been dedicated to the development and manufacture of high quality, woodburning and multi-fuel stoves for more than 25 years. Today, Stovax is home to one of Europe's leading ranges of stoves and fireplaces with models and colours to suit all types of interiors.

Authentic choice

There is nothing like the irresistible ambience of a real Stovax stove. Expertly crafted to be traditional in appearance yet modern in flexibility and convenience, they continue to offer discerning homeowners the best of all worlds. Whether you choose woodburning or smokeless fuel options they are clean burning, highly efficient and available in sizes and styles to suit most rooms and living spaces.

Cast iron or steel

Originally, all heating stoves, such as the Regency illustrated on page 24, were made from cast iron. Today, in spite of commercial steel production expanding from the late 19th Century onwards, cast iron still remains the material of choice for many premium quality stoves. This is because of the way cast iron diffuses warmth giving maximum radiant heat over a period of time. Moreover, the iron can be cast more thickly in areas where greater strength is needed, whilst additionally allowing attractive designs to be cast into the stove panels.

However, in the 21st Century modern manufacturing technology also permits the use of heavy gauge steel for the body of the stove to be complemented by cast iron doors and firebox components.

Accordingly, the Stovax Stockton range combines the advantage of both materials to offer superb performance and value for money.

State-of-the-art cleanburn technology

Most stoves in this brochure feature cleanburn technology so they burn logs or solid fuels with outstanding efficiency*, resulting in more heat delivery into the room and less going up the chimney. It works by introducing pre-heated, secondary air into the firebox to burn the excess hydrocarbons in the smoke. Airwash air also helps keep the window clean, allowing you to enjoy the flames to the full.

CE Marked and HETAS Accredited

All Stovax Stoves in this brochure, with the exception of the Large Regency, are CE marked, and this is shown by the CE mark on their product pages. This means they have been independently tested to exacting European standards for both heating efficiency and emissions. They have also been accredited by HETAS, the UK's official body recognised by the government to approve solid fuel domestic heating appliances.



CAST IRON & STEEL STOVES

Contents

CAST IRON STOVES

Brunel Stoves	6 – 11
Huntingdon Stoves	12 – 21
Sheraton Stoves	22 – 23
Regency Stoves	24 – 25
Flue Pipe, Accessories & Stove Care	54 – 57
Dimensions & Flue Pipe	58 – 61

STEEL STOVES

Stockton 3 & 4	28 – 31
Stockton 5 & 6	32 – 39
Stockton 7 & 8	40 – 49
Stockton 11 & Double Sided	50 – 53
Accessories & Stove Care	54 – 57
Dimensions & Flue Pipe	62 – 67

Woodburning and solid fuel

All Stovax stoves are designed either for multi-fuel use, which means they burn logs, smokeless fuels or peat/turf briquettes, or as woodburners only.

Multi-fuel stoves have a riddling grate which allows ash to be riddled into a built-in ashpan to create the optimum conditions for efficient combustion. Woodburners have a fixed grate and no ashpan, since wood burns best on a bed of ashes.

Wood is better in environmental terms as the amount of carbon dioxide released into the atmosphere is approximately the same as that absorbed by the tree during growth. It is also a renewable resource, particularly when derived from plantations and cultivated woodland. For optimum results, we recommend logs should be seasoned for 2 years or more to achieve a moisture content below 20%*. This will not only give twice the output of freshly felled timber but help avoid a build up of tar in your flue. Furthermore, if you can obtain hardwood logs this is better still, as they will have up to twice the calorific value of softwoods.

In rural areas, Stovax stoves have a particular advantage as they allow homeowners to burn readily available log supplies from local sources. Indeed, if you are a farmer, smallholder or landowner your fuel could even be free!

Just as importantly, if you choose a Stovax stove with a boiler option, you can even provide yourself with domestic hot water or run radiators from the same fire.

Alternatively, you can augment your existing oil or gas fuelled central heating system, or reduce your reliance on it as a single source, by feeding hot water from the stove into the system via a 'neutralising chamber'. Both methods help make greener heating and hot water a reality.



* All efficiencies quoted in this brochure are for seasoned wood with a moisture content of less than 20% or for approved smokeless fuels.



CAST IRON


Cast iron stoves

Wood and multi-fuel

Every stove in this section is manufactured from cast iron. This is the traditional way of making premium quality stoves due to the way cast iron diffuses heat. Another advantage is that the iron can be cast more thickly in areas where greater strength is needed. It also has sculptural qualities, allowing attractive designs to be cast into the stove panels.



Colour Options



Matt Black Midnight Blue Enamel Laurel Green Enamel Ivory Enamel

Airtight Construction

All Stovax stove doors, except the Regency, have airtight seals which permit airflows to be precisely controlled. This allows both the heat output and refuelling frequency to be varied and helps maximise burning efficiency.

Perfect Flame Control

The triple air system in certain stoves also allows complete control of the flame picture. From a deep glow, with minimal flames, it takes only a few seconds to fill the firebox with swirling flames from the fuel and jets of flame from the cleanburn ports.

Enamelled Stoves


Enamel is a very thin coating of coloured glass which is fired at over 800°C on to a metal surface. To achieve its translucent and lustrous finish, each casting is especially designed for enamelling and is coated and fired twice. Enamel is an option on many stoves, and available in the three colours shown opposite.




Triple Air Systems (Cleanburn technology)


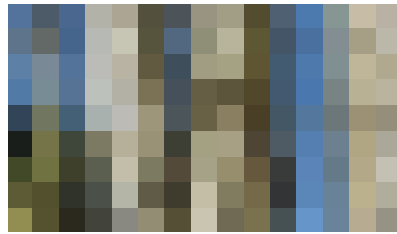
Several Stovax stoves incorporate triple air systems to provide a cleaner burn, greater thermal efficiency and control of the flame picture as follows:

- 1 Airwash air is drawn down over the inside of the window to keep the glass clean and clear. It is also used as primary combustion air when burning wood.
- 2 Primary air for use with solid fuel, also used to start wood fires but not normally used once a wood fire is burning.
- 3 Cleanburn secondary air is pre-heated as it passes through a heat exchanger chamber within the firebox. It is then drawn into the smokestream, where it combusts unburnt hydrocarbons to provide a cleaner burn and greater thermal efficiency.





Ivory Brunel 1A burning logs.



CAST IRON Brunel 1A

Ideal for smaller rooms, the Brunel 1A is the smallest stove in the Stovax cast iron range and designed to fit into a standard 22" high British fireplace. Nonetheless, this model still features Airwash to help keep the glass window clear, full multi-fuel capability and an externally operated riddling grate. There is even an option to fit a boiler to supply domestic hot water.

Key Facts

Multi-fuel (with external riddling)	✓
High efficiency	up to 84%
Ashpan	✓
Airwash	✓
Maximum heat output	4kW (2kW with boiler)
Maximum log length	9 ^{3/4} " (250mm)
Longer leg option	✓
Boiler option	✓ (2kW)
Flue outlet	5" top or rear
Matching flue pipe in four colours	✓

Product Codes

Colour	Matt Black	Midnight Blue	Laurel Green	Ivory
Multi-fuel	7008	7008BL	7008LG	7008IV
Steel boiler (unlined)	4071	4071	4071	4071
Ash Caddy	4227	4227	4227	4227



Brunel 1A in Matt Black burning logs.



Please see page 57 for a picture of the Midnight Blue Brunel 1A burning logs.

Laurel Green Brunel 2CB
burning smokeless fuel.
Malmo surround also by
Stovax.



Matt Black Brunel 2CB
burning logs.



CAST IRON Brunel 2CB

If you have a little more space available then the Brunel 2CB will bring you the extra heating efficiency and economy of the Stovax Cleanburn System. In fact, this neat little stove incorporates all the state-of-the-art features you would expect from Stovax's advanced designs. For example, the stainless steel baffle warms up more quickly than cast iron so it starts working more rapidly, setting new standards in performance.

Key Facts

Multi-fuel (with external riddling)	✓
High efficiency	up to 78%
Ashpan	✓
Cleanburn (with stainless steel heat exchanger)	✓
Airwash	✓
Maximum heat output	6kW
Maximum log length	13" (330mm)
Longer leg option	✓
Boiler option	X
Flue outlet	5" top or rear
Matching flue pipe in four colours	✓


Product Codes

Colour	Matt Black	Midnight Blue	Laurel Green	Ivory
Multi-fuel	7051	7051BL	7051LG	7051IV
Ash Caddy	4227	4227	4227	4227



Matt Black Midnight Blue Enamel Laurel Green Enamel Ivory Enamel





CAST IRON

Brunel 3CB

The largest stove in the Brunel range, the 3CB has an extensive window through which you can take pleasure from the swirling flames of the Stovax Cleanburn System. Again, this stove incorporates all of Stovax's state-of-the-art technical features such as the stainless steel baffle. Furthermore, with full multi-fuel capability and external riddling, the Brunel 3CB generates up to 7kW of heat for you to enjoy.

Key Facts

Multi-fuel (with external riddling)	✓
High efficiency	up to 83%
Ashpan	✓
Cleanburn (with stainless steel heat exchanger)	✓
Airwash	✓
Maximum heat output	7kW
Maximum log length	15 ^{3/4} " (400mm)
Longer leg option	✓
Boiler option	✗
Flue outlet	6" top or rear
Matching flue pipe in three colours	✓

Product Codes

Colour	Matt Black	Midnight Blue	Laurel Green
Multi-fuel	7053	7053BL	7053LG
Ash Caddy	4228	4228	4228



Matt Black Midnight Blue Enamel Laurel Green Enamel



Matt Black Brunel 3CB with optional longer legs burning smokeless fuel.



Matt Black Huntingdon 25 with clear door burning logs. Pembroke surround and Chelsea cast front also by Stovax.



Midnight Blue Huntingdon 25 with tracery door burning logs.



CAST IRON Huntingdon 25


It may be the smallest stove in the Huntingdon range, but the new Huntingdon 25 provides virtually all the features of larger models and is specially designed to suit everything from a country cottage to a modern town house. So it's ideal for burning logs yet is equally proficient with smokeless fuels or peat briquettes. In fact, the compact Huntingdon 25 is just the stove to bring you a picture of comfort this winter.

Key Facts


Multi-fuel (with external riddling)	✓
High efficiency	up to 78%
Tracery or clear door versions (matt black)	✓
Ashpan	✓
Airwash	✓
Maximum heat output	4.9kW
Maximum log length	9 ^{3/4} " (250mm)
Boiler option	✗
Flue outlet	5" top or rear
Matching flue pipe in three colours	✓

Product Codes

Colour	Matt Black	Midnight Blue	Laurel Green
Multi-fuel - tracery door	7058	7058BL	7058LG
Multi-fuel - clear door	7057	-	-
Ash Caddy	4227	4227	4227



Matt Black multi-fuel Huntingdon 28 with clear door burning logs.



CAST IRON

Huntingdon 28


With Gothic door mouldings complemented by reeded side panels, the Huntingdon 28 is an elegant piece of furniture in its own right. Ablaze, the very latest advances in stove design technology allow you to enjoy the movement of the flames to the full; especially as you can precisely adjust the flame picture via dual air controls.

Key Facts

Multi-fuel (with external riddling)	✓
High efficiency	up to 82%
Tracery or clear door versions (matt black)	✓
Ashpan	✓
Cleanburn	✓
Airwash	✓
Concealed handles and hinges	✓
Maximum heat output	6kW
Maximum log length	12" (300mm)
Boiler option	✗
Flue outlet	5" top or rear
Matching flue pipe in four colours	✓

Product Codes


Colour	Matt Black	Midnight Blue	Laurel Green	Ivory
Multi-fuel - tracery door	7065	7065BL	7065LG	7065IV
Multi-fuel - clear door	7064	-	-	-
Ash Caddy	4227	4227	4227	4227



Matt Black Midnight Blue Enamel Laurel Green Enamel Ivory Enamel

Matt Black multi-fuel Huntingdon 28 with tracery door burning logs.





Ivory multi-fuel Huntingdon 30 with tracery door burning logs.

CAST IRON Huntingdon 30

The Huntingdon 30 combines refined styling with significant heating capacity, making it the ideal choice for many homes. Dual air levers, allowing you to select the amount of flame/glow and heat output to suit your needs, provide exacting control of combustion whilst there is also an external riddling feature to aid the efficient burning of smokeless fuels.

Key Facts

Multi-fuel (with external riddling)	✓
High efficiency	up to 82%
Tracery or clear door versions (matt black)	✓
Ashpan	✓
Cleanburn	✓
Airwash	✓
Concealed handles and hinges	✓
Maximum heat output	6kW
Maximum log length	12" (300mm)
Boiler option	✗
Flue outlet	6" top or rear
Matching flue pipe in four colours	✓

Product Codes

Colour	Matt Black	Midnight Blue	Laurel Green	Ivory
Multi-fuel - tracery door	7055	7055BL	7055LG	7055IV
Multi-fuel - clear door	7054	-	-	-
Ash Caddy	4227	4227	4227	4227



Matt Black Midnight Blue Enamel Laurel Green Enamel Ivory Enamel




Matt Black multi-fuel Huntingdon 30 with tracery door burning logs.



Woodburning Matt Black
Huntingdon 35 with tracery door.
Pembroke surround also by Stovax.



Multi-fuel Laurel Green Huntingdon 35 burning logs.



CAST IRON Huntingdon 35

Available in individual woodburning and multi-fuel versions, the clean, graceful lines of the Huntingdon 35 make this classic design look attractive even when it is not alight. The woodburning version has a solid cast iron base, as wood burns more efficiently on a bed of ash, and no ashpan. The multi-fuel version also incorporates external riddling and dual air controls for accurate regulation of the flames and combustion.

Key Facts

Wood version	✓
High efficiency	up to 82%
Multi-fuel version (with external riddling)	✓
Tracery or clear door (multi-fuel, matt black)	✓
Ashpan	✓
Cleanburn	✓
Airwash	✓
Concealed handles and hinges	✓
Maximum heat output	7.5kW
Maximum log length	14" (350mm)
Shorter leg option	✓
Boiler option	X
Flue outlet	6" top or rear
Matching flue pipe in four colours	✓

Product Codes

Colour	Matt Black	Midnight Blue	Laurel Green	Ivory
Wood - tracery door	7063	-	-	-
Multi-fuel - tracery door	7061	7061BL	7061LG	7061IV
Multi-fuel - clear door	7060	-	-	-
Short legs (set of 4)	7090S	7090BLS	7090LGS	7090IVS
Ash Caddy	4227	4227	4227	4227




Matt Black Midnight Blue Enamel Laurel Green Enamel Ivory Enamel





Multi-fuel Midnight Blue Huntingdon 40 burning smokeless fuel.



Matt Black multi-fuel Huntingdon 40 with clear door and optional short legs burning logs.

CAST IRON Huntingdon 40


The biggest model in the Huntingdon range – and the most powerful. With up to 9kW of heat output, the 40 is equally at home in both traditional inglenook and modern fireplace settings. You can choose from either the woodburning version with flat cast iron base plate or the multi-fuel version with external riddling and concealed ashpan. Also, do not forget to opt for matching flue pipe, particularly when installing your stove in an inglenook.

Key Facts


Wood version	✓
High efficiency	up to 88%
Multi-fuel version (with external riddling)	✓
Tracery or clear door (multi-fuel, matt black)	✓
Ashpan	✓
Cleanburn	✓
Airwash	✓
Concealed handles and hinges	✓
Maximum heat output	9kW
Maximum log length	15 ^{3/4} " (400mm)
Shorter leg option	✓
Boiler option	✓ (3.5kW)
Flue outlet	6" top or rear
Matching flue pipe in three colours	✓

Product Codes


Colour	Matt Black	Midnight Blue	Laurel Green
Wood - tracery door	7069	-	-
Multi-fuel - tracery door	7075	7075BL	7075LG
Multi-fuel - clear door	7074	-	-
Short legs (set of 4)	7090S	7090BLS	7090LGS
Steel boiler	7094	7094	7094
Ash Caddy	4227	4227	4227



Sheraton Stoves are available with optional longer legs, which increase the overall height from 23^{3/8"} (595mm) to 26^{5/8"} (677mm).



Sheraton stove with standard legs, burning logs.



CAST IRON

Sheraton

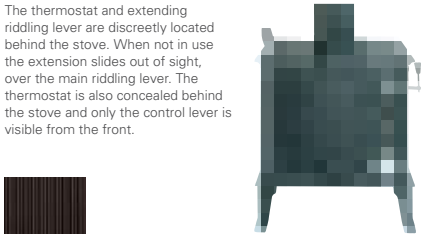
With clean classical lines and extra large thermal glass windows, the Sheraton is ideal for use in traditional or modern settings. Its rear flue exit will also fit into a standard British fireplace opening. The stove is offered with different grate and thermostat options and a matt black finish. The firebox has a large capacity and uses vermiculite fire bricks; these, together with the advanced aeration system, help to produce a very clean burn with lower environmental pollution. The aeration system also incorporates a very effective airwash system to keep the windows clean.

Key Facts

Woodburning version	✓
High efficiency	up to 84%
Multi-fuel version (with external riddling)	✓
Ashpan	✓
Airwash	✓
Longer leg option	✓
Maximum heat output	8kW
Maximum log length	15 ^{3/4"} (400mm)
Flue outlet	6" top or rear

Product Codes

Woodburning version	7016
Multi-fuel version (fixed grate/thermostat)	7017
Multi-fuel version (riddling grate/thermostat)	7027
Set of long legs	SH33x4
Ash Caddy	4228




The thermostat and extending riddling lever are discreetly located behind the stove. When not in use the extension slides out of sight, over the main riddling lever. The thermostat is also concealed behind the stove and only the control lever is visible from the front.




Matt Black




Large Regency with brass rail set (3013) burning logs.



Barbecue grill



Bean pot assembly



Firescreen

CAST IRON Regency

Originally patented in 1742 by Benjamin Franklin, the Regency enjoys a pedigree unmatched by any other stove. It was designed at a time when America was still a British colony and its proportions were undoubtedly influenced by Franklin's extended visits to Georgian London. With the doors open and a fire burning, the Regency's large firebox produces the atmosphere of a traditional open fireplace.


The Regency is supplied in three sizes. A pair of polished brass balls are supplied with each stove and a brass rail set is available as an optional accessory. Cast into the side panel of every Regency is a support bracket into which a barbecue or bean pot may be fixed. Each of these is manufactured from cast iron and is supplied complete with a swinging arm which locates into the support bracket.

Key Facts

Size	Small	Medium	Large
Multi-fuel	✓	✓	✓
Ashpan	✓	✓	✓
Maximum heat output	6kW	7.5kW	9kW
Maximum log length	16" (410mm)	19" (480mm)	23" (580mm)
Flue outlet	8" top or rear	8" top or rear	8" top or rear

Product Codes

Size	Small	Medium	Large
Multi-fuel	1000	1001	1002
Brass rail set	3041	3012	3013
Barbecue grill	1008	1009	1009
Bean pot assembly	3027	3026	3026
Firescreen	3008	3008	3009
Ash Caddy	4230	4230	-





Medium Regency with doors closed



Matt Black




Small & Medium



Steel stoves

Wood and multi-fuel

Using cast iron for the airtight doors and main firebox components and heavy gauge steel for the body, the Stovax Stockton stove range combines the advantages of both steel and cast iron to produce exceptional performance, control over combustion and value for money.



Colour Options



Matt Black



Metallic Blue



Metallic Brown



Metallic Green

Wide choice of models and options

With seven sizes, each available in four colours, and some models having a further choice of door styles and canopies, there is a Stockton stove to suit any home. Furthermore, there are inset versions and double sided versions so whether traditional or modern, large or small, in country or town, burning wood or solid fuel you should find a Stockton to match your setting.

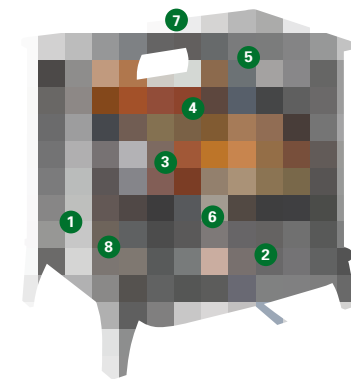
Stunning flame effects due to Cleanburn technology

The triple air systems incorporated in Stockton stoves combine to provide superb flame control and exceptional views of the fire, so you can also create different ambiances to suit your mood. From a deep glow, with minimal flames, it takes only a few seconds to fill the firebox with swirling flames.


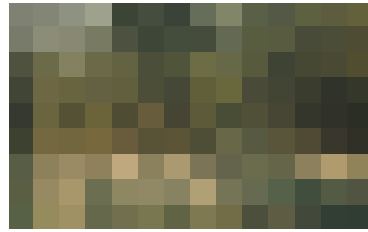



Design Features

- 1 5mm heavy duty steel body.
- 2 Cast iron airtight door with primary air control lever.
- 3 Cast iron fireback incorporating heat exchanger for cleanburn system.
- 4 Heated air jets from cleanburn ports burn hydrocarbons in smoke.
- 5 Airwash control lever to maintain a cleaner glass window.
- 6 Riddling (multi-fuel versions).
- 7 Top or rear flue exit connecting to stove flue pipe.
- 8 Firebrick lining.
- 9 Boiler options for Stockton 6, 7, 8 and 11.
- 10 Universal tool (not illustrated).
This fits over the stove handle to provide additional leverage and easier usage when the handle is hot.
- 11 Cleanburn air control ports (not illustrated).
These are on the rear of the stove and pre-set in the factory.



carbon neutral energy™



STEEL

Stockton 3

The mini stove of the Stockton range is specifically designed to fit neatly into a standard 22" (560mm) high x 16" (405mm) wide British fireplace opening with the chairbrick removed. It has full multi-fuel capability and its compact dimensions make this stove equally suitable for houseboats, summerhouses and garden workshops.

Key Facts

Multi-fuel (with external riddling)	✓
High efficiency	up to 86%
Cleanburn	✓
Airwash	✓
Flat top	✓
Maximum heat output	3.75kW
Maximum log length	7 ^{3/8} " (200mm)
No room vent required	✓
Boiler option	✗
Flue outlet	5" top or rear
Choice of four colours	✓

Product Codes

Colour	Matt Black	Metallic Blue	Metallic Brown	Metallic Green
Multi-fuel	7118	7118BL	7118BR	7118GR
Sparkguard	7223	7223	7223	7223
Ash Caddy	4227	4227	4227	4227



Matt Black



Metallic Blue



Metallic Brown





Metallic Green



Stockton 3 in Matt Black burning logs.



Multi-fuel version of Stockton 4 in Matt Black burning logs.



Multi-fuel version of Stockton 4 in Metallic Blue burning smokeless fuel.

STEEL

Stockton 4

Available in both woodburning and multi-fuel versions, the Stockton 4 is one of our most popular models. It is ideally suited to smaller rooms with either traditional or contemporary interiors.

Key Facts

Wood	✓
Multi-fuel (with external riddling)	✓
High efficiency	up to 85%
Cleanburn	✓
Airwash	✓
Flat top	✓
Maximum heat output	4kW
Maximum log length	7 ³ / ₈ " (200mm)
No room vent required	✓
Boiler option	✗
Flue outlet	5" top or rear
Choice of four colours	✓


Product Codes

Colour	Matt Black	Metallic Blue	Metallic Brown	Metallic Green
Wood version	7101	7101BL	7101BR	7101GR
Multi-fuel version	7102	7102BL	7102BR	7102GR
Sparkguard	7224	7224	7224	7224
Ash Caddy	4227	4227	4227	4227

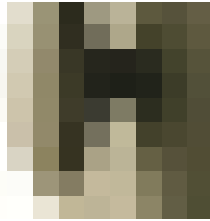


Matt Black Metallic Blue Metallic Brown Metallic Green





Multi-fuel Canopy version of Stockton 5 with external riddling. Shown here in Matt Black burning smokeless fuel.



STEEL

Stockton 5

The Stockton 5 offers you a squarer landscape style compared to the portrait style of the Stockton 3 or Stockton 4, and is available as either a woodburning stove or as a multi-fuel model with external riddling. The additional width allows you to load logs up to 13" (330mm) in length. Both the woodburning and multi-fuel versions are available with a low canopy.

Key Facts

Wood	✓
Multi-fuel (with external riddling)	✓
High efficiency	up to 85%
Cleanburn	✓
Airwash	✓
Flat top version	✓
Low canopy version	✓
No room vent required	✓
Maximum heat output	4.9kW
Maximum log length	13" (330mm)
Boiler option	✗
Flue outlet	5" top or rear
Choice of four colours	✓

Product Codes

Colour	Matt Black	Metallic Blue	Metallic Brown	Metallic Green
Wood - flat top	7119	7119BL	7119BR	7119GR
Wood - low canopy	7160	7160BL	7160BR	7160GR
Multi-fuel kit	7108CE	7108CE	7108CE	7108CE
Multi-fuel - flat top	7127	7127BL	7127BR	7127GR
Multi-fuel - low canopy	7161	7161BL	7161BR	7161GR
Sparkguard	7225	7225	7225	7225
Ash Caddy	4227	4227	4227	4227



Matt Black



Metallic Blue



Metallic Brown



Metallic Green



Multi-fuel version of Stockton 5 with external riddling. Shown here in Matt Black burning logs.



Stockton 5 Midline in Matt Black burning logs.

STEEL

Stockton 5 Midline

As an alternative to the standard Stockton 5, you can choose the Midline version. The design offers a slightly more integrated, contemporary slant that is particularly suited to modern interiors yet still provides all the benefits of the original model.

Key Facts

Multi-fuel (with external riddling)	✓
High efficiency	up to 85%
Cleanburn	✓
Airwash	✓
Flat top	✓
No room vent required	✓
Maximum heat output	4.9kW
Maximum log length	13" (330mm)
Boiler option	✗
Flue outlet	5" top or rear
Choice of four colours	✓

Product Codes

Colour	Matt Black	Metallic Blue	Metallic Brown	Metallic Green
Multi-fuel	7130	7130BL	7130BR	7130GR
Sparkguard	7225	7225	7225	7225
Ash Caddy	4227	4227	4227	4227



Matt Black



Metallic Blue



Metallic Brown




Metallic Green




Please see page 55 for a further picture of the Stockton 5 Midline.



Stockton 5 Midline in Matt Black burning logs.



Multi-fuel version of Stockton 6 in Matt Black burning logs.



STEEL Stockton 6

The superb combination of size and heating capacity make the standard Stockton 6 particularly versatile. It is produced as a woodburning stove (easily adapted to multi-fuel use with the optional riddling grate kit) or as a dedicated multi-fuel version with external riddling. Alternatively, you can choose the multi-fuel Stockton 6 Highline version (see page 38) - a stove that provides an impressive focal point in kitchens and open plan rooms. All models also accept the optional 'clip-in' steel boiler. This will provide an abundant supply of domestic hot water during the winter months.

Key Facts

Wood	✓
Multi-fuel kit (with internal riddling)	✓
Multi-fuel (with external riddling)	✓
High efficiency	up to 80%
Cleanburn	✓
Airwash	✓
Flat top	✓
Maximum heat output	6kW
Maximum log length	9 ¹⁶ " (250mm)
Boiler option (for outputs see page 66)	✓
Flue outlet	5" top or rear
Choice of four colours	✓




Please see page 67 for the Multi-fuel version of Stockton 6 in Matt Black burning logs.

Woodburning version of Stockton 6 in Matt Black. Pembroke surround also by Stovax.





The multi-fuel Stockton 6 Highline features external riddling, a handy warming shelf, wood store and extra large base plate. There is also a choice of colour matched tiles for the warming shelf.



STEEL

Stockton 6 Highline

Product Codes - Standard version

Colour	Matt Black	Metallic Blue	Metallic Brown	Metallic Green
Wood version	7100	7100BL	7100BR	7100GR
Multi-fuel kit	7110CE	7110CE	7110CE	7110CE
Multi-fuel version	7162	7162BL	7162BR	7162GR
Clip-in boiler	7206	7206	7206	7206
Sparkguard	7226	7226	7226	7226
Ash Caddy	4227	4227	4227	4227

Product Codes - Highline version

Colour	Matt Black	Metallic Blue	Metallic Brown	Metallic Green
Multi-fuel (with external riddling)	7117	7117BL	7117BR	7117GR
Clip-in boiler	7206	7206	7206	7206
Sparkguard	7226	7226	7226	7226
Ash Caddy	4227	4227	4227	4227


Warming Shelf Tiles

Every Highline stove is supplied with a 3-tile set for the warming shelf, in a choice of 8 colours.





Multi-fuel version of Stockton 7 in Matt Black.



Multi-fuel version of Stockton 7 in Metallic Brown. Small Art Deco surround also by Stovax.

STEEL

Stockton 7

The Stockton 7 is beautifully proportioned and is a very popular model for medium to larger rooms. Not only an attractive piece of furniture, when lit it also offers significant heating potential (up to 7kW) whether burning wood or solid fuel. When burning wood, it can take logs up to 12^{3/4}" (325mm) in length.

Key Facts

Wood	✓
Multi-fuel kit (with internal riddling)	✓
Multi-fuel (with external riddling)	✓
High efficiency	up to 80%
Cleanburn	✓
Airwash	✓
Flat top	✓
Maximum heat output	7kW
Maximum log length	12 ^{3/4} " (325mm)
Boiler option (for outputs see page 66)	✓
Flue outlet	6" top or rear
Choice of four colours	✓


Product Codes

Colour	Matt Black	Metallic Blue	Metallic Brown	Metallic Green
Wood version	7120	7120BL	7120BR	7120GR
Multi-fuel kit	7109CE	7109CE	7109CE	7109CE
Multi-fuel version	7163	7163BL	7163BR	7163GR
Clip-in boiler	7207	7207	7207	7207
Sparkguard	7227	7227	7227	7227
Ash Caddy	4227	4227	4227	4227



Matt Black Metallic Blue Metallic Brown Metallic Green

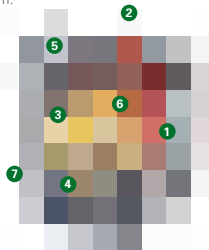




Stockton 7 Inset Convector with flat top, shown here in Matt Black burning logs.

Design Features

- 1 5mm heavy duty steel body.
- 2 Easy fit flue connection through stove.
- 3 High density, thermal brick liner system.
- 4 Cast iron air-tight door with primary air control lever.
- 5 Airwash control lever to maintain a cleaner glass window.
- 6 Heated air jets from cleanburn ports burn hydrocarbons in smoke.
- 7 External riddling lever.



STEEL Stockton 7 Inset Convector

The Stockton range has been developed to offer you an inset convector fireplace with most of the heating advantages of a freestanding Stockton stove. With its cleverly designed cleanburn and convection systems, the Stockton 7 Inset Convector is around 4 times more efficient than an open fire; giving you greater control of combustion, more heat for your money and lower fuel costs. Choose from flat top or low canopy versions.

Key Facts

Multi-fuel (with external riddling)	✓
High efficiency	up to 87%
Cleanburn	✓
Airwash	✓
Radiant heat + convection systems	✓
Flat top and low canopy versions	✓
Maximum heat output	7kW
Maximum log length	12 ^{3/4} " (325mm)
Flue outlet	5" top
Choice of four colours	✓

Product Codes

Colour	Matt Black	Metallic Blue	Metallic Brown	Metallic Green
Flat top	7125F	7125FBL	7125FBR	7125FGR
Low canopy	7125C	7125CBL	7125CBR	7125CGR
Sparkguard	7227	7227	7227	7227
Ash Caddy	4227	4227	4227	4227



Matt Black



Metallic Blue



Metallic Brown

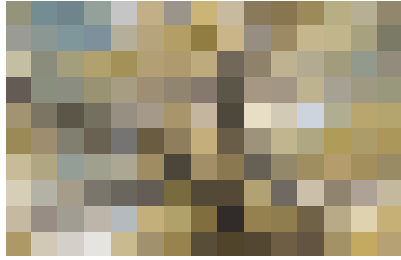

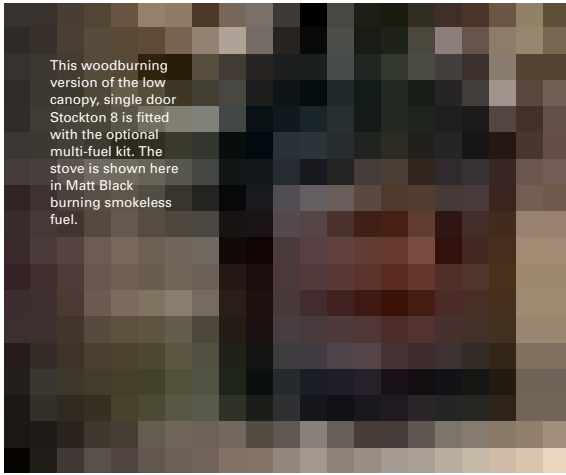


Metallic Green



Stockton 7 Inset Convector with canopy top, shown here in Matt Black burning logs.

This woodburning version of the low canopy, single door Stockton 8 is fitted with the optional multi-fuel kit. The stove is shown here in Matt Black burning smokeless fuel.



Flat top, multi-fuel, two door version of Stockton 8 in Matt Black features external riddling. Arts and Crafts surround also by Stovax.



STEEL

Stockton 8

Little wonder the Stockton 8 is one of our best selling stoves, it offers you more choices and options than any other model. In particular, there is also a space-saving Slimline version (see page 47). This is 3" (75mm) less in depth and, in many cases, means building work will not be required to deepen a fireplace opening. Although shallower, it will still take logs up to 15^{3/4}" (400mm) long. The Stockton 8 is produced with a choice of single or double doors. The two door model is opened and closed with a handy cast iron tool (not shown) which locates over the keystone catch, and then rotates to open or close the doors. To complete its versatility, there is also an integral boiler version of the Stockton 8 which produces up to 24,000 BTUs of hot water.


Key Facts	Standard	Slimline
Wood	✓	✓
Multi-fuel kit	✓ riddling	✓ non-riddling
Multi-fuel (with external riddling)	✓	X
High efficiency	up to 81 %	
Cleanburn	✓	✓
Airwash	✓	✓
Flat top version	✓	✓
Low and high canopy versions	✓	X
Single door version	✓	X
Two door version	✓	✓
Two door, integral boiler version	✓	X
Boiler option for other versions	✓	X
Maximum heat output	8kW	7kW
Maximum log length	15 ^{3/4} " (400mm)	15 ^{3/4} " (400mm)
Flue outlet	6" top or rear	6" top or rear
Choice of four colours	✓	✓



High canopy, two door version of Stockton 8 burning logs. It is shown here in Matt Black.



Standard



Slimline

The Stockton 8 Slimline is 3" (75mm) less in depth.



STEEL

Stockton 8

Product Codes - Standard version

Colour	Matt Black	Metallic Blue	Metallic Brown	Metallic Green
Wood - flat top, single door	7103	7103BL	7103BR	7103GR
Wood - low canopy, single door	7104	7104BL	7104BR	7104GR
Wood - high canopy, single door	7105	7105BL	7105BR	7105GR
Wood - flat top, two door†	7113	7113BL	7113BR	7113GR
Wood - low canopy, two door†	7113LC	7113LCBL	7113LCBR	7113LCGR
Wood - high canopy, two door†	7113HC	7113HCBL	7113HCBR	7113HCGR
Multi-fuel kit	7111CE	7111CE	7111CE	7111CE
Multi-fuel - flat top, two door	7128	7128BL	7128BR	7128GR
Multi-fuel - flat top, two door, integral boiler	7129	7129BL	7129BR	7129GR
Clip-in boiler	7208	7208	7208	7208
Sparkguard	7228	7228	7228	7228
Ash Caddy	4228	4228	4228	4228

† Two door version - UK Registered Design Application No. 3001055.

Product Codes - Slimline version

Colour	Matt Black	Metallic Blue	Metallic Brown	Metallic Green
Wood - flat top, two door†	7114	7114BL	7114BR	7114GR
Multi-fuel kit	7111SLCE	7111SLCE	7111SLCE	7111SLCE
Sparkguard	7228	7228	7228	7228
Ash Caddy	4228	4228	4228	4228



Matt Black




Metallic Blue



Metallic Brown



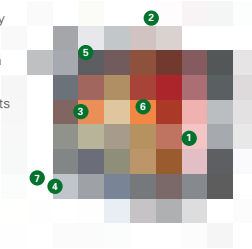
Metallic Green



Stockton 8 Inset Convector with flat top, shown here in Matt Black burning logs. Pembroke surround also by Stovax.

Design Features

- 1 5mm heavy duty steel body.
- 2 Easy fit flue connection through stove.
- 3 High density, thermal brick liner system.
- 4 Cast iron air-tight door with primary air control lever.
- 5 Airwash control lever to maintain a cleaner glass window.
- 6 Heated air jets from cleanburn ports burn hydrocarbons in smoke.
- 7 External riddling lever.



STEEL Stockton 8 Inset Convector


Not only will this convector fireplace provide impressive heating capacity compared to a standard open fireplace but it also offers you most of the benefits of our freestanding Stockton 8 Stoves. The Stockton 8 Inset is highly practical too. It has full multi-fuel capability with external riddling, double doors for easy loading/stoking and both cleanburn and convection systems for greater heating efficiency, whilst the highly effective airwash facility helps ensure you enjoy a clearer view of the fire.

Key Facts


Multi-fuel (with external riddling)	✓
High efficiency	up to 84%
Cleanburn	✓
Airwash	✓
Radiant heat + convection system	✓
Flat top and low canopy versions	✓
Maximum heat output	8kW
Maximum log length	15 ^{3/4} " (400mm)
Flue outlet	5" top
Choice of four colours	✓

Product Codes

Colour	Matt Black	Metallic Blue	Metallic Brown	Metallic Green
Flat top	7126F	7126FBL	7126FBR	7126FGR
Low canopy	7126C	7126CBL	7126CBR	7126CGR
Sparkguard	7228	7228	7228	7228
Ash Caddy	4228	4228	4228	4228



Stockton 8 Inset Convector with canopy top, shown here in Matt Black burning logs.



Flat top, two door version of Stockton 11, shown here in Matt black burning logs.

STEEL

Stockton 11

With an impressive 11kW heat output, this is the largest stove in the Stockton range and is particularly suitable for sizeable living rooms, substantial inglenooks and open-plan barn conversions. The choice of flat top, low canopy or high canopy, single door or two door versions and four colour options will provide you with the perfect combination for your home.


Key Facts

Wood	✓
Multi-fuel kit (with internal riddling)	✓
High efficiency	up to 76%
Cleanburn	✓
Airwash	✓
Flat top and canopy versions	✓
Single and two door versions	✓
Maximum heat output	11kW
Maximum log length	19 ^{1/2} " (500mm)
Boiler option (for outputs see page 67)	✓
Flue outlet	7" top or rear
Choice of four colours	✓

Product Codes

Colour	Matt Black	Metallic Blue	Metallic Brown	Metallic Green
Wood - flat top, single door	7106	7106BL	7106BR	7106GR
Wood - low canopy, single door	7106LC	7106LCBL	7106LCBR	7106LCGR
Wood - high canopy, single door	7106HC	7106HCBL	7106HCBR	7106HCGR
Wood - flat top, two door	7116	7116BL	7116BR	7116GR
Wood - low canopy, two door	7116LC	7116LCBL	7116LCBR	7116LCGR
Wood - high canopy, two door	7116HC	7116HCBL	7116HCBR	7116HCGR
Multi-fuel kit	7112	7112	7112	7112
Clip-in boiler	7211	7211	7211	7211
Cast grate extension*	7231	7231	7231	7231
Sparkguard	7221	7221	7221	7221
Ash Caddy	4228	4228	4228	4228

*Only required if a boiler and multi-fuel kit are fitted together.



Matt Black

Metallic Blue

Metallic Brown

Metallic Green

High canopy, single door version in Matt Black.



Stockton 11 Double high canopy
in Matt Black burning logs.



Stockton 8 Double flat top in Matt Black burning logs.



STEEL


Stockton Double Sided


Enjoy twice the warmth and twice the view of your fire with a Stockton double sided stove. Using one central chimney, the doors to both the back and the front of the stove are designed to open into adjacent rooms. So, compared to individual stoves in each room, you have less work refuelling and even more of a focal point to your home.

There are two sizes of stove from which to choose – Stockton 8 Double and Stockton 11 Double. Although this double sided configuration does not allow the incorporation of full cleanburn technology both stoves still include an airwash system to keep the glass clean. The smaller Stockton 8 will provide you with a significant heat output, up to 9kW, whilst the 11 Double produces an even more powerful 11kW. Otherwise, the two models have exactly the same specifications as their single sided equivalents.

Key Facts	8 Double	11 Double
Wood	✓	✓
Multi-fuel kit	✓	✓
Airwash	✓	✓
Maximum heat output	9kW	11kW
Maximum log length	15 ^{3/4} " (400mm)	19 ^{3/4} " (500mm)
Boiler option	X	X
Flue outlet	6" top	6" top
Choice of four colours	✓	✓

Product Codes	Matt Black	Metallic Blue	Metallic Brown	Metallic Green
8 Double – wood, flat top	7113SD	7113SDBL	7113SDBR	7113SDGR
8 Double – wood, high canopy	7113SDHC	7113SDHCBL	7113SDHCBR	7113SDHCGR
Multi-fuel kit	7111SDCE	7111SDCE	7111SDCE	7111SDCE
Sparkguard	7228	7228	7228	7228
11 Double – wood, flat top	7116SD	7116SDBL	7116SDBR	7116SDGR
11 Double – wood, high canopy	7116SDHC	7116SDHCBL	7116SDHCBR	7116SDHCGR
Multi-fuel kit	7112SDCE	7112SDCE	7112SDCE	7112SDCE
Sparkguard	7221	7221	7221	7221





Flue Pipe

Matching Matt Black & Enamelled Flue Pipe

For the fully colour co-ordinated installation of your Brunel or Huntingdon stove, and optimum performance, we offer high quality matt black and gloss enamel coloured flue pipe. Brunel 1A, Brunel 2CB, Huntingdon 25 and Huntingdon 28 connect to 5" flue pipe, while the Brunel 3CB, Huntingdon 30, Huntingdon 35 and Huntingdon 40 connect to 6" flue pipe. All components are listed in the table.

For Sheraton and Regency flue pipe, please refer to pages 60 and 61.

For Stockton flue pipe, please refer to pages 62 - 66.

Owing to different production processes, we cannot guarantee a perfect match between pipe and stove.

	Matt Black enamel	Midnight Blue enamel	Laurel Green enamel	Ivory enamel
5" diameter				
1' straight with door	4504	4504MBL	4504LG	4504IV
2' straight with door	4505	4505MBL	4505LG	4505IV
3' straight with door	4506	4506MBL	4506LG	4506IV
1' straight without door	4500	4500MBL	4500LG	4500IV
2' straight without door	4501	4501MBL	4501LG	4501IV
3' straight without door	4502	4502MBL	4502LG	4502IV
1' 3" - 2' 1" (telescopic)	4542	4542MBL	4542LG	-
3' 4" - 4' 6" (telescopic)	4540	4540MBL	4540LG	-
Tee piece with end cap	4516	-	-	-
135° bend with door	4512	-	-	-
110° bend with door	4513	-	-	-
90° bend with door	4514	-	-	-
150° bend with door	4522	-	-	-
135° bend without door	4537	-	-	-
150° bend without door	4538	-	-	-
6" diameter				
1' straight with door	4604	4604MBL	4604LG	4604IV
2' straight with door	4605	4605MBL	4605LG	4605IV
3' straight with door	4606	4606MBL	4606LG	4606IV
1' straight without door	4600	4600MBL	4600LG	4600IV
2' straight without door	4601	4601MBL	4601LG	4601IV
3' straight without door	4602	4602MBL	4602LG	4602IV
1' 3" - 2' 1" (telescopic)	4642	4642MBL	4642LG	-
3' 4" - 4' 6" (telescopic)	4640	4640MBL	4640LG	-
Tee piece with end cap	4616	-	-	-
135° bend with door	4612	-	-	-
110° bend with door	4613	-	-	-
90° bend with door	4614	-	-	-
150° bend with door	4622	-	-	-
135° bend without door	4637	-	-	-
150° bend without door	4638	-	-	-



Stockton 5 Midline in Matt Black burning logs.



Accessories, stove care and important technical information

Care of Your Stove

To help you get the best performance from your stove and keep it in good condition, inside and out, Stovax offers a wide range of cleaning and maintenance products. Stovax also supply a wide variety of fireplace accessories. Your Stovax retailer will be able to give you full details or you may view the complete range at www.stovax.com.

Important Technical Information

A HETAS approved installer should undertake a site survey prior to purchase and must install any Stovax stove.

All fires and stoves consume air as they burn. To comply with Building Regulations (Document J), therefore, if you are purchasing a stove with a maximum heat output in excess of 4.9kW, you will need to install a fixed air vent to ensure adequate ventilation.

Your Stovax retailer will be able to advise you on the above points and you can also download detailed installation instructions prior to purchase from www.stovax.com.

Product Improvement and Guarantee

Stovax pursues a policy of constant product improvement. Products supplied may therefore differ in specification from those illustrated or described in this brochure. All Stovax stoves are guaranteed for 2 years from the date of purchase. This guarantee covers all the castings but excludes labour and all wearing parts such as glass, firebricks and bottom grates. The use of petrocoke in a Stovax stove will invalidate its guarantee.

Gas and Electric Stoves

There are gas and electric versions of some stoves produced by Stovax's sister company, Gazco. Please ask your retailer for details. Alternatively, telephone **01392 474061** or visit www.gazco.com for your free brochure.



Midnight Blue Brunel 1A burning logs.

Dimensions and Flue Pipe

Flue pipe connects your stove to the existing/new chimney system. The chimney system must meet the requirements of Building Regulations (Document J) and the stove fitted in accordance with the detailed installation instructions provided with each unit. You may also download these instructions prior to purchase from www.stovax.com.

Flue pipe connects your stove to the existing/new chimney system. The chimney system must meet the requirements of Building Regulations (Document J) and the stove fitted in accordance with the detailed installation instructions provided with each unit. You may also download these instructions prior to purchase from www.stovax.com.

Brunel 1A Weight: 62kg

Connects with 5" flue pipe using:

Size	With door	Without door
1' straight	4504	4500
2' straight	4505	4501
3' straight	4506	4502
1' 3" - 2' 1" (telescopic)		4542
3' 4" - 4' 6" (telescopic)		4540
Tee piece with end cap		4516

For coloured enamel flue pipe codes see page 58.

Brunel 2CB Weight: 90kg

Connects with 5" flue pipe using:

Size	With door	Without door
1' straight	4504	4500
2' straight	4505	4501
3' straight	4506	4502
1' 3" - 2' 1" (telescopic)		4542
3' 4" - 4' 6" (telescopic)		4540
Tee piece with end cap		4516

For coloured enamel flue pipe codes see page 58.

Brunel 3CB Weight: 120kg

Connects with 6" flue pipe using:

Size	With door	Without door
1' straight	4604	4600
2' straight	4605	4601
3' straight	4606	4602
1' 3" - 2' 1" (telescopic)		4642
3' 4" - 4' 6" (telescopic)		4640
Tee piece with end cap		4616

For coloured enamel flue pipe codes see page 58.

Huntingdon 25 Weight: 98kg

Connects with 5" flue pipe using:

Size	With door	Without door
1' straight	4504	4500
2' straight	4505	4501
3' straight	4506	4502
1' 3" - 2' 1" (telescopic)		4542
3' 4" - 4' 6" (telescopic)		4540
Tee piece with end cap		4516

For coloured enamel flue pipe codes see page 58.

Huntingdon 28 Weight: 136kg

Connects with 5" flue pipe using:

Size	With door	Without door
1' straight	4504	4500
2' straight	4505	4501
3' straight	4506	4502
1' 3" - 2' 1" (telescopic)		4542
3' 4" - 4' 6" (telescopic)		4540
Tee piece with end cap		4516

For coloured enamel flue pipe codes see page 58.

Huntingdon 30 Weight: 160kg

Connects with 6" flue pipe using:

Size	With door	Without door
1' straight	4604	4600
2' straight	4605	4601
3' straight	4606	4602
1' 3" - 2' 1" (telescopic)		4642
3' 4" - 4' 6" (telescopic)		4640
Tee piece with end cap		4616

For coloured enamel flue pipe codes see page 58.

Dimensions and Flue Pipe

Flue pipe connects your stove to the existing/new chimney system. The chimney system must meet the requirements of Building Regulations (Document J) and the stove fitted in accordance with the detailed installation instructions provided with each unit. You may also download these instructions prior to purchase from www.stovax.com.

Flue pipe connects your stove to the existing/new chimney system. The chimney system must meet the requirements of Building Regulations (Document J) and the stove fitted in accordance with the detailed installation instructions provided with each unit. You may also download these instructions prior to purchase from www.stovax.com.

Huntingdon 35 Weight: 175kg

Connects with 6" flue pipe using:

Size	With door	Without door
1' straight	4604	4600
2' straight	4605	4601
3' straight	4606	4602
1' 3" – 2' 1" (telescopic)		4642
3' 4" – 4' 6" (telescopic)		4640
Tee piece with end cap		4616

For coloured enamel flue pipe codes see page 58.

Short Leg Options:
Overall height 26" 660mm
Leg height 6" 150mm

Huntingdon 40 Weight: 180kg

Connects with 6" flue pipe using:

Size	With door	Without door
1' straight	4604	4600
2' straight	4605	4601
3' straight	4606	4602
1' 3" – 2' 1" (telescopic)		4642
3' 4" – 4' 6" (telescopic)		4640
Tee piece with end cap		4616

For coloured enamel flue pipe codes see page 58.

Short Leg Options:
Overall height 26" 670mm
Leg height 6" 150mm

Regency Small Weight: 114kg

Connects with 8" flue pipe using:

Short Leg Options:
Overall height 26" 670mm
Leg height 6" 150mm

Regency Medium Weight: 136kg

Connects with 8" flue pipe using:

Short Leg Options:
Overall height 26" 670mm
Leg height 6" 150mm

Regency Large Weight: 150kg

Connects with 8" flue pipe using:

Short Leg Options:
Overall height 26" 670mm
Leg height 6" 150mm

Sheraton Weight: 100kg

Connects with 6" flue pipe using:

Size	With door	Without door
1' straight	4604	4600
2' straight	4605	4601
3' straight	4606	4602
1' 3" – 2' 1" (telescopic)		4642
3' 4" – 4' 6" (telescopic)		4640
Tee piece with end cap		4616

Dimensions and Flue Pipe

Flue pipe connects your stove to the existing/new chimney system. The chimney system must meet the requirements of Building Regulations (Document J) and the stove fitted in accordance with the detailed installation instructions provided with each unit. You may also download these instructions prior to purchase from www.stovax.com.

Flue pipe connects your stove to the existing/new chimney system. The chimney system must meet the requirements of Building Regulations (Document J) and the stove fitted in accordance with the detailed installation instructions provided with each unit. You may also download these instructions prior to purchase from www.stovax.com.

Stockton 3 Weight: 76kg

Connects with 5" flue pipe using:

Size	With door	Without door
1' straight	4504	4500
2' straight	4505	4501
3' straight	4506	4502
1' 3" - 2' 1" (telescopic)		4542
3' 4" - 4' 6" (telescopic)		4540
Tee piece with end cap		4516

Stockton 5 Midline Weight: 100kg

Connects with 5" flue pipe using:

Size	With door	Without door
1' straight	4504	4500
2' straight	4505	4501
3' straight	4506	4502
1' 3" - 2' 1" (telescopic)		4542
3' 4" - 4' 6" (telescopic)		4540
Tee piece with end cap		4516

Stockton 4 Weight: 83kg

Connects with 5" flue pipe using:

Size	With door	Without door
1' straight	4504	4500
2' straight	4505	4501
3' straight	4506	4502
1' 3" - 2' 1" (telescopic)		4542
3' 4" - 4' 6" (telescopic)		4540
Tee piece with end cap		4516

Stockton 6 Weight: 140kg

Connects with 5" flue pipe using:

Size	With door	Without door
1' straight	4504	4500
2' straight	4505	4501
3' straight	4506	4502
1' 3" - 2' 1" (telescopic)		4542
3' 4" - 4' 6" (telescopic)		4540
Tee piece with end cap		4516

Maximum heat output:
 To boiler 2.9kW (10,000 btu/s)
 To room 3.1kW (10,400 btu/s)
 Total 6kW (20,400 btu/s)

Stockton 5 Weight: 83kg - 90kg

Connects with 5" flue pipe using:

Size	With door	Without door
1' straight	4504	4500
2' straight	4505	4501
3' straight	4506	4502
1' 3" - 2' 1" (telescopic)		4542
3' 4" - 4' 6" (telescopic)		4540
Tee piece with end cap		4516

Stockton 6 Highline Weight: 130kg

Connects with 5" flue pipe using:

Size	With door	Without door
1' straight	4504	4500
2' straight	4505	4501
3' straight	4506	4502
1' 3" - 2' 1" (telescopic)		4542
3' 4" - 4' 6" (telescopic)		4540
Tee piece with end cap		4516

Maximum heat output:
 To boiler 2.9kW (10,000 btu/s)
 To room 3.1kW (10,400 btu/s)
 Total 6kW (20,400 btu/s)

Dimensions and Flue Pipe

Flue pipe connects your stove to the existing/new chimney system. The chimney system must meet the requirements of Building Regulations (Document J) and the stove fitted in accordance with the detailed installation instructions provided with each unit. You may also download these instructions prior to purchase from www.stovax.com.

Flue pipe connects your stove to the existing/new chimney system. The chimney system must meet the requirements of Building Regulations (Document J) and the stove fitted in accordance with the detailed installation instructions provided with each unit. You may also download these instructions prior to purchase from www.stovax.com.

Stockton 7 Weight: 130kg

Connects with 6" flue pipe using:

Size	With door	Without door
1' straight	4604	4600
2' straight	4605	4601
3' straight	4606	4602
1' 3" - 2' 1" (telescopic)		4642
3' 4" - 4' 6" (telescopic)		4640
Tee piece with end cap		4616

Maximum heat output:
To boiler 3.5kW (12,000 btu/s)
To room 3.5kW (11,800 btu/s)
Total 7kW (23,800 btu/s)

Stockton 8 Slimline 2 Door Weight: 120kg

Connects with 6" flue pipe using:

Size	With door	Without door
1' straight	4604	4600
2' straight	4605	4601
3' straight	4606	4602
1' 3" - 2' 1" (telescopic)		4642
3' 4" - 4' 6" (telescopic)		4640
Tee piece with end cap		4616

Stockton 7 Inset Convector Weight: 120kg

Connects to register plate, flexible flue liner or flue pipe. See installation instructions.

Stockton 8 Double Sided Weight: 120kg

Connects with 6" flue pipe using:

Size	With door	Without door
1' straight	4604	4600
2' straight	4605	4601
3' straight	4606	4602
1' 3" - 2' 1" (telescopic)		4642
3' 4" - 4' 6" (telescopic)		4640
Tee piece with end cap		4616

Stockton 8 Weight: 120kg - 126kg

Connects with 6" flue pipe using:

Size	With door	Without door
1' straight	4604	4600
2' straight	4605	4601
3' straight	4606	4602
1' 3" - 2' 1" (telescopic)		4642
3' 4" - 4' 6" (telescopic)		4640
Tee piece with end cap		4616

Maximum heat output for single and 2 door with 'clip-in' boiler:
To boiler 4.4kW (15,000 btu/s)
To room 3.6kW (12,200 btu/s)
Total 8kW (27,200 btu/s)

Maximum heat output for single and 2 door with integral boiler:
To boiler 4kW (13,600 btu/s)
To room 4kW (13,600 btu/s)
Total 8kW (27,400 btu/s)

Stockton 8 Inset Convector Weight: 120kg

Connects to register plate, flexible flue liner or flue pipe. See installation instructions.

Dimensions and Flue Pipe

Flue pipe connects your stove to the existing/new chimney system. The chimney system must meet the requirements of Building Regulations (Document J) and the stove fitted in accordance with the detailed installation instructions provided with each unit. You may also download these instructions prior to purchase from www.stovax.com.

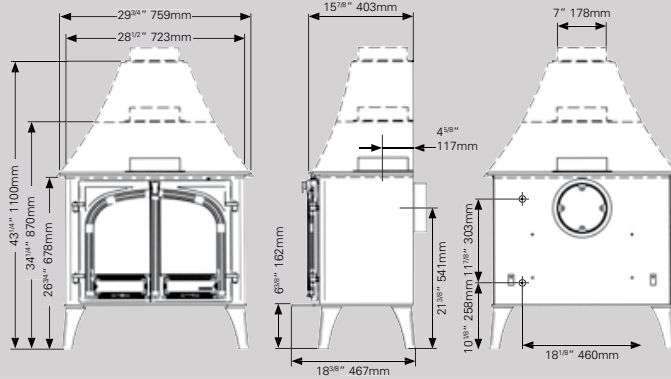
Stockton 11

Weight: 160kg - 175kg

Connects with 7" flue pipe using:

Size	With door	Without door
1' straight	4704	4700
2' straight	4705	4701
3' straight	4706	4702
1' 3" - 2' 1" (telescopic)		4742
3' 4" - 4' 6" (telescopic)		4740
Tee piece with end cap		4716

Maximum heat output for single and 2 door:
To boiler 7.1kW (24,000 btu/s)
To room 3.1kW (10,500 btu/s)
Total 10.2kW (34,500 btu/s)

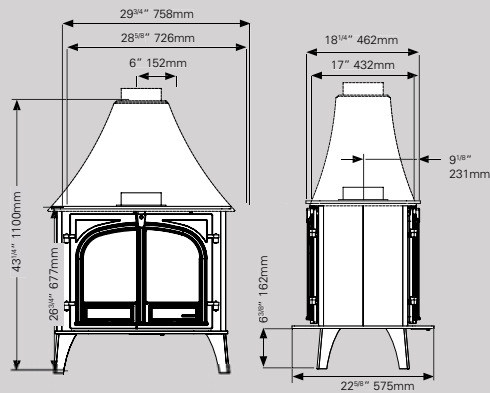


Stockton 11 Double Sided

Weight: 160kg - 175kg

Connects with 6" flue pipe using:

Size	With door	Without door
1' straight	4604	4600
2' straight	4605	4601
3' straight	4606	4602
1' 3" - 2' 1" (telescopic)		4642
3' 4" - 4' 6" (telescopic)		4640
Tee piece with end cap		4616



Stovax gratefully acknowledges the assistance of the following companies with photographic settings:
Ashore - 01392 477763; Beach Bros - www.beachbros.co.uk; Bradley Natural Stone Fireplaces - www.bnsp.co.uk;
Chandi Chowk - www.chandnichowk.co.uk; Debenhams - www.debenhams.com; Dingles - www.houseoffraser.co.uk;
Easyart - www.easyart.com; Eclectique - www.eclectique.co.uk; Fagins Antiques - www.faginsantiques.com;
Farmington Stone Fireplaces - www.farmington.co.uk; Furniture Village - www.furniturevillage.co.uk; Habitat - www.habitat.com;
Laura Ashley - www.lauraashley.com; Moko - www.mokodirect.com; Next - www.next.co.uk; Orange Tree - www.theorangetree.co.uk;
Original Style - www.originalstyle.com; Rudloe Stone Fireplaces - www.rudloe-stone.com; Toby's Antiques - www.tobysreclamation.co.uk;
Trion Galleries - www.triongalleries.co.uk;

Multi-fuel version of Stockton 6 in Matt Black burning logs.

