

Dimplex[®]
A world of expertise



The
fire collection

the widest range of electric fires imaginable

January 2012 version 2

www.dimplex.co.uk/fires



choosing your fire

Why Dimplex Electric Fires?

There is nothing quite like a fire – it creates a wonderful feeling of comfort and cosiness. And with a Dimplex electric fire you can enjoy these benefits at the flick of a switch. Installation is also easy with none of the cost and siting constraints associated with flue and gas connections and no need for annual servicing either. All Dimplex electric fires come complete with a fitted plug and many don't even require a fireplace. You simply plug-in and go!*

At Dimplex safety is always a priority too, so all our electric fires have the added reassurance of BEAB approval** which means they have been produced to the most stringent safety requirements for domestic electrical appliances.

With a wide range of traditional and ultra modern designs, we can offer a fire for every living area and every budget. You can also choose from two stunning flame effects – Optiflame® and Opti-myst®.

Optiflame is our original and the world's best selling electric flame effect, while Opti-myst is a fully 3-dimensional effect and the world's most realistic electric flame [see section below]. Please see individual product pages for details of the flame effect fitted to each fire.



A revolution in electric fire technology

Deceptively real, Opti-myst® will captivate you from the moment you see it.

The fully 3-dimensional effect uses established ultrasonic technology adapted from commercial applications to create an ultra-fine water mist that is illuminated to create the 'flames' and 'smoke'. Some models also feature Optiglo® glowing logs and shimmering ashbed, to produce an effect that surpasses all expectations for realism in an electric fire. See it and believe it!



Scan me now to see the realism of the Opti-myst effect



The Display and Demonstrate range is only available for viewing, demonstration of features and purchase from retailers with showroom premises. For details of where to view and purchase these products, please visit our website, www.dimplex.co.uk/ fires and click on the "Where to Buy" section of the individual product pages.

* wall mounted fires require some installation. Opti-myst range requires water to be added
** approved or awaiting approval at time of printing





Wall mounted fires

Pages 4-16

A stunning range of contemporary designs.



Inset fires

Page 17-41

A range of contemporary and traditional fires that, subject to model, will inset into fireplace openings, the wall or a suitable fire surround. Many models can also be freestanding with spacer kit supplied.



Freestanding fires

Pages 42-45

Five different 'inset' style fires, which can be placed against any flat wall.



Electric stoves

Pages 46-53

Impressively authentic, this is a range of modern and traditional stove style fires that can be used almost anywhere.



Suites

Pages 54-57

A range of traditional and modern surrounds, which include an integral Optiflame® fire, for a complete fireplace in an instant.



Surrounds

Page 58


A range of four pre-assembled surrounds ready for use with Dimplex electric fires.



Radiant fires

Page 59

A range of traditional radiant fires



Accessories / Specifications

Pages 60-63

See these pages for detailed specifications and our range of accessories.

Living Art

- Wall mounted TFT display units
- Compact flash card with choice of audio visual playback of 8 different continuous-loop moving scenes:
 - the four seasons
 - a roaring log fire
 - a cosy coal fire
 - a dying embers log fire
 - a soothing aquarium
- In-built speakers
- Fully functional remote control giving scene selection, volume control and heat on/off operation
- Twin fan heaters
- Wall mounting only
- LVA191 has a landscape format, black finish and 1.1kW output
- LVA192 has a round format, mirror finish and 1.1kW output



LVA192


LVA192 subject to availability

Product Dimensions

Please see pages 60-61



LVA191



Moods at your fingertips

The LVA models have eight different scenes, each controlled by the stylish remote, giving total control of mood, sound and heat.

NEW



BURBANK

Burbank



- Asymmetrical wall fire with unique Opti-myst® smoke and flame effect
- Open fronted design
- Fully variable flame and smoke intensity control
- Silent flame and smoke effect operation
- 2kW fan heater with thermostat
- Remote control
- Opti-myst effect can be used independently of heat
- Wall-mounted only; cannot be inset
- Quick-fit IEC (kettle-type) connection
- Total depth of just 182mm
- Black finish with anthracite
- Model no. BBK20



Remote control



See page 2 for details

Product Dimensions
Please see pages 60-61

Tahoe



- Rectangular wall fire with unique Opti-myst® smoke and flame effect
- Open fronted design
- Fully variable flame and smoke intensity control
- Silent flame and smoke effect operation
- 2kW fan heater with thermostat
- Remote control
- Opti-myst effect can be used independently of heat
- Wall-mounted only; cannot be inset
- Quick-fit IEC (kettle-type) connection
- Total depth of just 170mm
- Black finish
- Model no. TAH20



Remote control



See page 2 for details

Product Dimensions

Please see pages 60-61



NEW

TAHOE

NEW



REDWAY

Redway

opti-myst®

- Wall fire with unique Opti-myst® smoke and flame effect
- Open fronted design
- Fully variable flame and smoke intensity control
- Silent flame and smoke effect operation
- 2kW fan heater with thermostat
- Remote control
- Opti-myst effect can be used independently of heat
- Wall-mounted only; cannot be inset
- Quick-fit IEC (kettle-type) connection
- Total depth of just 181mm
- Black finish with anthracite
- Model no. RDY20



Remote control



See page 2 for details

Product Dimensions
Please see pages 60-61

SP29

Optiflame®

- A contemporary flame effect fire designed for wall mounting
- Chassis can also be inset so that only the frame protrudes
- Remote control of on/off
- Optiflame® log effect
- Black finish
- Model no. SP29

Opening requirements for
recessed installation

H 676mm W 895mm D 150mm



Remote control

Product Dimensions

Please see pages 60-61



SP29 shown inset into a false wall



SP16

Optiflame®

- A contemporary flame effect fire designed for wall mounting
- Chassis can also be inset so that only the frame protrudes
- Remote control for armchair selection of on/off, heat and flame effect light levels
- Choice of two heat settings
- Optiflame® effect with Optiglo® glowing log bed
- Black finish
- Concealed fan heater gives output of 2kW
- Flame effect can be used independently of heat
- Model no. SP16

Opening requirements for recessed installation
H 520mm W 1143mm D 146mm



Remote control

SP16

Product Dimensions
Please see pages 60-61

SP8

Optiflame®

- A contemporary flame effect fire designed for wall mounting
- Remote control for armchair selection of on/off, heat output and flame effect light levels
- Optiflame® large white pebble effect
- Log bed available as optional extra (part no. SP8001). See page 62 for details
- Silver finish with contrasting grey
- Fully concealed 2kW fan heater with remote and manual switching
- Choice of 1kW and 2kW fan heat settings
- Flame effect can be used independently of heat source
- Wall mounted only (cannot be recessed)
- Model no. SP820



SP8 with optional log fuel bed



Remote control

Product Dimensions

Please see pages 60-61



NEW



Remote control

SARATOGA

Saratoga LED



- Rectangular wall fire with low energy Optiflame® LED effect
- Flame effect only energy consumption of just 9W
- Near silent operation of the flame effect
- Supplied with log effect and white pebbles
- 2kW fan heater with thermostat
- Remote control
- Optiflame LED effect can be used independently of heat
- Wall-mounted only; cannot be inset
- Total depth of just 120mm
- Black finish
- Model no. SGA20



SARATOGA LED with pebbles



See page 2 for details

Product Dimensions
Please see pages 60-61

Ravello

Optiflame®

- Open fronted contemporary fire with concealed 2kW fan heater
- Flame effect can be used independently of heat
- 2kW fan heater with electronic thermostat
- For use wall-mounted or inset
- Remote control
- Optiflame® effect with Optiglo® glowing log bed and white pebbles (both supplied)
- Black finish
- Model no. RVO20

Subject to availability

Opening requirements for recessed installation

H 600mm W 410mm D 110mm



RAVELLO with pebbles



Remote control

Product Dimensions

Please see pages 60-61



RAVELLO with logs shown inset into a false wall

Nardini

Optiflame®

- Open fronted contemporary fire with concealed 2kW fan heater
- Flame effect can be used independently of heat
- Fan heater with choice of 1kW and 2kW heat settings
- For use wall-mounted or inset
- Thermostat
- Choice of Optiflame® log effect and Optiflame® white pebbles (both supplied)
- Black glass front
- Model no. NDN20

Subject to availability

Opening requirements for recessed installation

H 600mm W 400mm D 145mm



NARDINI with pebbles



NARDINI with logs

Product Dimensions
Please see pages 60-61

Obsidian

Optiflame®

- A contemporary flame effect fire designed for wall mounting
- Remote control giving armchair selection of on/off, heat output and flame effect light levels
- Choice of Optiflame® log and Optiflame® white pebbles (both supplied)
- Finished in black
- Fully concealed 2kW fan heater with remote and manual switching
- Choice of 1kW and 2kW heat settings
- Flame effect can be used independently of heat source
- Wall mounted only (cannot be recessed)
- Model no. OBS20



OBSIDIAN with pebbles



Remote control

Product Dimensions

Please see pages 60-61



OBSIDIAN with logs



Bach

Optiflame®

- Glass fronted contemporary fire with concealed 2kW fan heater
- Flame effect can be used independently of heat
- Fan heater with choice of 1kW and 2kW heat settings
- For use wall-mounted or inset
- Thermostat
- Optiflame® log effect
- Dark grey frame with black front
- Remote control
- Model no. BCH20

Opening requirements for recessed installation
H 570mm W 580mm D 130mm



Remote control

BACH

Product Dimensions
Please see pages 60-61

Bizet

Optiflame®

- Contemporary fire designed for use either wall-mounted or recessed
- Flame effect can be used independently of heat
- 2kW fan heater with a choice of 1kW and 2kW heat settings
- Thermostat
- Finished in silver grey with a reversible frame finished in gloss black and gloss white
- Remote control
- Optiflame® log effect
- Model no. BZT20

Opening requirements for recessed installation

H 580mm W 580mm D 120mm



BIZET with white frame



Remote control

Product Dimensions

Please see pages 60-61



BIZET with black frame

Albany



- Opti-myst® flame and smoke effect
- Protected by multiple worldwide patents
- Fully variable flame and smoke intensity control
- Silent flame and smoke effect operation
- Dichroic Xenon bulbs with extended life
- 1.3 litre easy refill water tank
- Optiglo® glowing logs
- Concealed 1.5kW fan heater
- Remote control
- Opti-myst® effect can be used independently of heat
- Virtually maintenance-free
- Model no. ABN15

NB. Horizontal trim piece shown below fire forms part of surround and is not supplied with the fire. As standard the Albany is supplied with a black trim piece.

Barrington Surround

NEW

- Stone effect, ready assembled surround
- See pages 58 and 62 for more details

Product Dimensions
Please see pages 60-61



Remote control

ALBANY shown in Dimplex Barrington surround

Danville



- Inset fire with unique Opti-myst® smoke and flame effect
- Fully variable flame and smoke intensity control
- Silent flame and smoke effect operation
- 2kW fan heater with thermostat
- Remote control
- Opti-myst effect can be used independently of heat
- Inset depth of just 65mm
- Quick-fit IEC (kettle-type) connection
- Optional spacer (OSP002) available at extra cost allows use flat-to-wall – available Autumn/Winter 2011
- Available in four finishes:
 - DNV20AB – antique brass
 - DNV20BL – black
 - DNV20BR – brass
 - DNV20CH – chrome



See page 2 for details
†Surround not available

Product Dimensions

Please see pages 60-62



DANVILLE CHROME†



DANVILLE BRASS*



DANVILLE ANTIQUE BRASS*



DANVILLE BLACK*



Remote control



See page 2 for details
*Surround not available

Product Dimensions
Please see pages 60-62

Chesford



- Opti-myst® flame and smoke effect
- Protected by multiple worldwide patents
- Fully variable flame and smoke intensity control
- Silent operation
- 180° flame and smoke viewing angle
- Dichroic Xenon bulbs with extended life
- 1.3 litre easy refill water tank
- Optiglo® glowing logs with shimmering ash bed
- 1kW and 2kW heat selection from concealed fan heater
- Opti-myst® effect can be used independently of heat
- Thermostat
- Remote control
- Virtually maintenance-free
- Titanium effect finish
- Optional spacer (OSP001) available at extra cost to reduce inset depth to 60mm
- Model no. CSD20

Subject to availability



See page 2 for details
For details of surrounds, see back page

Product Dimensions

Please see pages 60-62



Remote control

CHESFORD shown in OER surround



CHARLOTTE BRASS¹



CHARLOTTE ANTIQUE BRASS¹

Charlotte



- Opti-myst® flame and smoke effect
- Protected by multiple worldwide patents
- Fully variable flame and smoke intensity control
- Silent flame and smoke effect operation
- Dichroic Xenon bulbs with extended life
- 1.3 litre easy refill water tank
- 1kW and 2kW heat selection from concealed fan heater
- Opti-myst® effect can be used independently of heat
- Virtually maintenance-free
- Available in a choice of finishes:
 CRT20BR – brass effect and
 CRT20AB – antique brass effect

Subject to availability



*See page 2 for details
 ¹Surround not available*

Product Dimensions
 Please see pages 60-62

Cavendish



- Opti-myst® flame and smoke effect
- Protected by multiple worldwide patents
- Fully variable flame and smoke intensity control
- Silent operation
- 180° flame and smoke viewing angle
- Dichroic Xenon bulbs with extended life
- 1.3 litre easy refill water tank
- Optiglo® glowing logs with shimmering ash bed
- 1kW and 2kW heat selection from concealed fan heater
- Opti-myst® effect can be used independently of heat
- Thermostat
- Remote control
- Virtually maintenance-free
- Brass effect finish
- Optional spacer (OSP001) available at extra cost to reduce inset depth to 60mm
- Model no. CSH20

Subject to availability



*See page 2 for details
For details of surrounds, see back page*

Product Dimensions

Please see pages 60-62



Remote control

CAVENDISH shown in OER surround



Brookline


opti-myst®

- Opti-myst® flame and smoke effect
- Protected by multiple worldwide patents
- Fully variable flame and smoke intensity control
- Silent flame and smoke effect operation
- Dichroic Xenon bulbs with extended life
- 1.3 litre easy refill water tank
- 1kW and 2kW heat selection from concealed fan heater
- Opti-myst® effect can be used independently of heat
- Virtually maintenance-free
- Black finish
- Optional spacer (OSP001) available at extra cost to reduce inset depth to 60mm
- Model no. BKL20

Subject to availability



*See page 2 for details
Surround not available

Product Dimensions
Please see pages 60-62

BROOKLINE†

Freeport

Optiflame®
LED

- New Optiflame® LED low energy effect with coal and white pebbles
- Near silent operation of the flame effect
- Flame effect only – energy consumption of just 7 Watts
- Running cost of less than £2 per annum on effect only*
- LEDs have an expected lifespan of 50,000 hours
- Inset depth of just 55mm without spacer
- 2kW fan heater with 1kW and 2kW heat settings and thermostat
- Can be used flat-to-wall with 60mm spacer provided
- Quick-fit IEC (kettle-type) connection
- Stainless steel effect with chrome effect details and polished cast fret
- Designed to fit 16" and 18" fireplaces and all conventional flues
- Model no. FPT20
- * Based on 5 hours usage per day



See page 2 for details
† Surround not available

Product Dimensions

Please see pages 60-62



FREEPORT†

Rockport

Optiflame®
LED

- New Optiflame® LED low energy effect with coal and white pebbles
- Near silent operation of the flame effect
- Flame effect only – energy consumption of just 7 Watts
- Running cost of less than £2 per annum on effect only*
- LEDs have an expected lifespan of 50,000 hours
- Inset depth of just 55mm without spacer
- 2kW fan heater with 1kW and 2kW heat settings and thermostat
- Can be used flat-to-wall with 60mm spacer provided
- Quick-fit IEC (kettle-type) connection
- Polished cast iron finish with stainless steel effect canopy
- Designed to fit 16" and 18" fireplaces and all conventional flues
- Model no. RKT20

* Based on 5 hours usage per day



See page 2 for details

Product Dimensions
Please see pages 60-62

ROCKPORT

X1S, X1B

Optiflame®

- Canopy free fire – no protrusion from fan heater
- 1.2kW inset or freestanding fire with unique Optiflame® effect
- Electronic thermostatic control giving highly accurate room temperature control
- Designed to fit 16" and 18" fireplaces and all conventional flues
- Fits flat-to-wall with 70mm spacer (included)
- Manual or remote control giving armchair selection of on/off
- Coal and small white pebbles supplied as standard
- Flame effect can be used independently of heat source
- Model nos. X1S, X1B



X1 SILVER with coals shown flat-to-wall using spacer provided



Remote control



X1 Silver with pebbles



X1 Black with coals

For details of surrounds, see back page

Product Dimensions

Please see pages 60-62



X1 BLACK shown in OER surround

Delius

Optiflame®

- Stainless steel effect with chrome effect details and polished cast fret
- 2kW fan heater with choice of heat settings and thermostat
- Flame effect can be used independently of heat
- Designed to fit 16" and 18" fireplaces and all conventional flues
- Inset depth of just 55mm fully inset or can be used flat-to-wall using spacer provided
- Optiflame® effect with coal and white pebbles
- Model no. DLS20



DELIUS with coals

DELIUS with pebbles in Allwood Fireplaces surround

For details of surrounds, see back page

Product Dimensions
Please see pages 60-62

Elda

Optiflame®

- Inset fire with unique Optiflame® effect
- Supplied with pebbles and real coal
- 2kW fan heater with choice of two heat settings
- Flame effect can be used independently of heat
- Inset depth of just 55mm fully inset or can be used flat-to-wall using spacer provided
- Designed to fit 16" and 18" fireplaces and all conventional flues
- Stainless steel effect finish
- Model No. ELD20



ELDA with pebbles

For details of surrounds, see back page

Product Dimensions

Please see pages 60-62



ELDA with coals in Aristocratic Designs surround



EXBURY CHROME†

Exbury

Optiflame®

- Canopy free fire – no protrusion from fan heater
- 1.2kW inset or freestanding fire with unique Optiflame® effect
- Electronic thermostatic control giving highly accurate room temperature control
- Designed to fit 16" and 18" fireplaces and all conventional flues
- Fits flat-to-wall with 70mm spacer (included)
- Manual or remote control giving armchair selection of on/off
- Real coals
- Flame effect can be used independently of heat source
- Choice of finishes:
EBY15CH – chrome effect
EBY15 – brass effect



EXBURY BRASS†



Remote control

†Surround not available

Product Dimensions
Please see pages 60-62

Adagio

Optiflame®

- Inset fire with unique Optiflame® effect
- Supplied with large white pebbles and real coal
- One piece cast front and frame
- 2kW fan heater with choice of two heat settings
- Flame effect can be used independently of heat
- Inset depth of just 55mm fully inset or can be used flat-to-wall using spacer provided
- Designed to fit 16" and 18" fireplaces and all conventional flues
- Choice of finishes:
ADG20 – polished cast iron finish with brass effect knob and stainless steel effect canopy
ADG20BR – polished brass effect with brass/chrome effect knob and black canopy



ADAGIO with coals



† Surround not available

Product Dimensions

Please see pages 60-62

Aspen

Optiflame®

- Inset fire with unique Optiflame® effect
- Supplied with pebbles and real coal
- 2kW fan heater with choice of two heat settings
- Flame effect can be used independently of heat
- Inset depth of just 55mm fully inset or can be used flat-to-wall using spacer provided
- Designed to fit 16" and 18" fireplaces and all conventional flues
- Stainless steel effect finish with brass effect details
- Model No. ASP20



ASPEN with coals

ASPEN with pebbles shown in Allwood Fireplaces surround

For details of surrounds, see back page

Product Dimensions
Please see pages 60-62

Chalbury

Optiflame®

- Inset fire with unique Optiflame® effect
- Supplied with real coal
- 2kW fan heater with choice of two heat settings
- Flame effect can be used independently of heat
- Inset depth of just 55mm fully inset or can be used flat-to-wall using spacer provided
- Designed to fit 16" and 18" fireplaces and all conventional flues
- Choice of two finishes:
CHB20CH – chrome effect finish with black
CHB20BR – brass effect finish with black



†Surround not available

Product Dimensions
Please see pages 60-62



Loxley

Optiflame®

- Canopy-free fire – no protrusion from fan heater
- 1.2kW inset or freestanding fire with unique Optiflame® effect
- Supplied with real coals
- Fits flat-to-wall with 70mm spacer supplied
- Electronic thermostatic control giving highly accurate room temperature control
- Flame effect can be used independently of heat
- Remote control
- Brass effect finish
- Model no. LXY15



Remote control

[†]Surround not available

Product Dimensions
Please see pages 60-62

LOXLEY[†]

Danesbury

Optiflame®

- Inset fire with unique Optiflame® effect
- Supplied with real coal
- 2kW fan heater with choice of two heat settings
- Thermostat
- Flame effect can be used independently of heat
- Controls concealed beneath lift-up canopy
- Inset depth of just 55mm fully inset or can be used flat-to-wall using spacer provided
- Designed to fit 16" and 18" fireplaces and all conventional flues
- Choice of finishes:
DAN20BR – brass effect
DAN20BL – black
DAN20AB – antique brass effect



For details of surrounds, see back page

Product Dimensions

Please see pages 60-62

DANESBURY ANTIQUE BRASS shown in OER surround



DANESBURY BRASS*



DANESBURY BLACK shown in Allwood Fireplaces surround

Danesbury



- Inset fire with unique Optiflame® LED low energy effect
- Supplied with real coal
- 2kW fan heater with choice of two heat settings and thermostat
- Flame effect only – energy consumption of just 7 Watts
- Running cost of less than £2 per annum on effect only*
- Flame effect can be used independently of heat
- Controls concealed beneath lift-up canopy
- Quick-fit IEC (kettle-type) connection
- Inset depth of just 55mm fully inset or can be used flat-to-wall using spacer provided
- Designed to fit 16" and 18" fireplaces and all conventional flues
- Model no. DAN20AB-LED

* Based on 5 hours usage per day



DANESBURY LED ANTIQUE BRASS



See page 2 for details

¹Surround not available
For details of surrounds, see back page

Product Dimensions
Please see pages 60-62

Horton

Optiflame®

- Inset fire with unique Optiflame® effect
- Supplied with real coal
- 2kW fan heater with choice of two heat settings
- Thermostat
- Flame effect can be used independently of heat
- Controls concealed beneath lift-up canopy
- Inset depth of just 55mm fully inset or can be used flat-to-wall using spacer provided
- Designed to fit 16" and 18" fireplaces and all conventional flues
- Choice of finishes:
HTN20BR – brass effect with black detail
HTN20BL – black with brass effect detail
HTN20CH – chrome effect with black detail

For details of surrounds, see back page

Product Dimensions

Please see pages 60-62



HORTON BRASS shown in Be Modern surround



HORTON CHROME in Aristocratic Designs surround



HORTON BLACK in Be Modern surround

Wynford

Optiflame®

- Inset fire with unique Optiflame® effect
- Supplied with real coal
- 2kW fan heater with choice of two heat settings
- Flame effect can be used independently of heat
- Inset depth of just 55mm fully inset or can be used flat-to-wall using spacer provided
- Designed to fit 16" and 18" fireplaces and all conventional flues
- Choice of three finishes:
WYN20AB – antique brass effect finish
WYN20BR – brass effect finish with black detail
WYN20CH – chrome effect finish with black detail



†Surround not available or obsolete

Product Dimensions

Please see pages 60-62

WYNFORD ANTIQUE BRASS[†]



WYNFORD BRASS shown in Be Modern surround†



WYNFORD CHROME shown in Be Modern surround†

Ashington

Optiflame®

- Inset fire with unique Optiflame® effect
- Supplied with real coal
- 2kW fan heater with choice of two heat settings
- Flame effect can be used independently of heat
- Inset depth of just 55mm fully inset or can be used flat-to-wall using spacer provided
- Designed to fit 16" and 18" fireplaces and all conventional flues
- Brass effect finish with black
- Model No. ASN20

For details of surrounds, see back page



Product Dimensions

Please see pages 60-62

ASHINGTON shown in Dimplex Ashmore surround



WESLEY BRASS shown in an OER surround



Remote control



WESLEY CHROME†

Wesley

Optiflame®

- Optiflame® effect with simulated coal and LED flame effect
- 2kW fan heater with 1kW and 2kW heat settings and thermostat
- High level control switches
- Flame effect can be used independently of heat
- Running cost of less than £4 per annum on effect only*
- LEDs have an expected lifespan of 50,000 hours
- One piece fuel bed
- Quick-fit IEC (kettle-type) connection
- Three metre cable length
- Choice of finishes:
WES20BRSCLE – brass effect
WES20CHSCLE – chrome effect
- Optional spacer (WES001) available at extra cost allows use flat to wall

* Based on 5 hours usage per day

Dimensions of inset
H 565mm W 420mm D 70mm



See page 2 for details
†Surround not available

Product Dimensions
Please see pages 60-62

Detroit

Optiflame®

- Freestanding fire with Optiflame® effect
- Supplied with white pebbles and real coals
- Fits flat-to-wall; no inset depth required
- 2kW fan heater with 2 heat settings
- Flame effect can be used independently of heat
- Black and chrome effect finish
- Shown with optional hearth pad model no. HPD001 (see page 62)
- Model no. DTT20



DETROIT with pebbles

Product Dimensions
Please see pages 60-61



DETROIT with coals

Castillo

Optiflame[®]

- Unique Optiflame[®] effect
- Freestanding and fits flat-to-wall
- Real coals and white pebbles supplied
- Chrome and satin silver effect
- 2kW fan heater with choice of 2 heat settings
- Compatible with hearth pad accessories HPD001 and HPD002 (see page 62)
- Flame effect can be used independently of heat source
- Model no. CST20



CASTILLO with pebbles



CASTILLO with coals

Product Dimensions
Please see pages 60-61

Zamora

Optiflame[®]

- Unique Optiflame[®] effect
- Freestanding and fits flat-to-wall
- Real coals and white pebbles supplied
- Black and chrome effect finish
- 2kW fan heater with choice of 2 heat settings
- Shown with optional hearth pad model no. HPD001 (see page 62)
- Flame effect can be used independently of heat source
- Model no. ZAM20



ZAMORA with pebbles



ZAMORA with coals

Product Dimensions
Please see pages 60-61

Cheriton

Optiflame[®]

- Freestanding fire with Optiflame[®] effect and real coals
- Designed to fit “flat-to-wall”; no inset depth required
- Black and brass effect finish
- 2kW fan heater with choice of 2 heat settings
- Compatible with hearth pad accessories HPD001 and HPD002 (see page 62)
- Flame effect can be used independently of heat source
- Model No. CHT20

Cheriton LE

- Low energy version of Cheriton has LED flame effect
- Flame effect only energy consumption of just 14W
- Thermostat and remote control
- Model No. CHT20LE



CHERITON CHT20

CHERITON LE shown flat-to-wall on an HPD001 Hearth Pad (not supplied)

Product Dimensions
Please see pages 60-61

Piermont



- Opti-myst® flame and smoke effect
- Protected by multiple worldwide patents
- Fully variable flame and smoke intensity control
- Silent flame and smoke effect operation
- Dichroic Xenon bulbs with extended life
- 1.3 litre easy refill water tank
- 1kW and 2kW heat selection from concealed fan heater
- Opti-myst® effect can be used independently of heat
- Virtually maintenance-free
- Black finish
- Model no. PMN20



See page 2 for details

Product Dimensions

Please see pages 60-61



PIERMONT

Cadogan


opti-myst®

- Opti-myst® flame and smoke effect
- Protected by multiple worldwide patents
- Fully variable flame and smoke intensity control
- Silent operation
- 180° flame and smoke viewing angle
- Dichroic Xenon bulbs with extended life
- 2 litre easy refill water tank
- Optiglo® glowing logs with shimmering ash bed
- 1 and 2kW heat selection from concealed fan heater
- Opti-myst® effect can be used independently of heat
- Thermostat
- Remote control
- Virtually maintenance-free
- Traditionally styled stove design
- Model no. CGN20

NB. Allow 300mm clearance on both sides of the stove so that the doors can be opened fully.

Subject to availability



See page 2 for details

[†]Plinth shown is not supplied

Product Dimensions
Please see pages 60-61



Remote control

CADOGAN[†]

Chevalier

Optiflame[®]

- Cast iron-style stove with Optiflame[®] effect
- Supplied with real coal and log effect
- 2kW fan heater with thermostat
- Remote control
- Optiflame effect can be used independently of heat
- Creamy-white gloss finish
- Compatible with hearth pad accessories HPD001 and HPD002 (see page 62)
- Model no. CHV20



Remote control

Product Dimensions

Please see pages 60-61



CHEVALIER

Stockbridge Black

Optiflame®

- Authentic cast-iron style stove with glossy black finish
- Choice of Optiflame® with real coal and Optiflame® log effect in one model. Comes fitted with log fuel effect – just change to coal as appropriate
- 1kW or 2kW fan heat selection
- Thermostat
- Remote control giving armchair selection of on/off heat output
- Flame effect can be used independently of heat source
- Compatible with hearth pad accessories HPD001 and HPD002 (see page 62)
- Model no. SKG20BL



STOCKBRIDGE BLACK with coals



Remote control

STOCKBRIDGE BLACK with log effect†

† Plinth shown is not supplied

Product Dimensions
Please see pages 60-61

Rectory

Optiflame®

- Cast-iron style stove finished in black
- Choice of unique Optiflame® effect with real coals and Optiflame® log effect in one model. Comes fitted with log fuel effect – just change to coal as appropriate
- 1kW or 2kW fan heat selection
- Opening door
- Thermostat control
- Remote control for armchair selection of on/off heat output and flame effect light levels
- Compatible with stove pipe accessory STP001 and hearth pad accessories HPD001 and HPD002 (See page 62)*
- Flame effect can be used independently of heat source
- Model no. REC20R



Remote control

*Plinth shown is not supplied

Product Dimensions

Please see pages 60-61



RECTORY shown with STP001 stove pipe (not supplied)†



Club

Optiflame®

- Mid-sized cast-iron style electric stove
- Optiflame® log effect with the illusion of 'dying embers' even when switched off
- 2kW fan heater with choice of 2 heat settings
- Finished in matt black
- Remote control of on/off
- Compatible with stove pipe accessory STP001 and hearth pad accessories HPD001 and HPD002 (see page 62)
- Flame effect can be used independently of heat source
- Model no. CLB20R



Remote control

CLUB†

† Plinth shown is not supplied

Product Dimensions
Please see pages 60-61

Springborne

Optiflame®

- Compact stove designed to fit in or on a standard fireplace and hearth
- Optiflame® coal effect with real coal
- Opening doors
- 1kW or 2kW fan heat selection
- Black cast effect finish
- Remote control of on/off
- Compatible with hearth pad accessories HPD001 and HPD002 (see page 62)[†]
- Flame effect can be used independently of heat source
- Model no. SBN20R

[†]Plinth shown is not supplied



SPRINGBORNE[†]



Remote control

Tango

Optiflame®

- Traditional 'cast iron' style stove in matt black finish
- Unique Optiflame® coal effect with real coals
- Choice of 1kW or 2kW fan heat settings
- Remote control of on/off
- Flame effect can be used independently of heat source
- Compatible with hearth pad accessories HPD001 and HPD002 (see page 62)
- Model no. TNG20R

Product Dimensions

Please see pages 60-61



TANGO shown on HPD001 hearth pad (not supplied)



BRAYFORD[†]

Brayford

Optiflame[®]

- Compact stove designed to fit in or on a standard fireplace and hearth
- Optiflame[®] log effect
- 1kW or 2kW fan heat selection
- Black cast effect finish
- Remote control of on/off
- Compatible with hearth pad accessories HPD001 and HPD002 (see page 62)[†]
- Flame effect can be used independently of heat source
- Model no. BFD20R



Remote control

[†]Plinth shown is not supplied

Product Dimensions
Please see pages 60-61

Multifire LE Suite

Optiflame®

- Freestanding fire suite with integral Optiflame® fire
- Stone effect surround and dark grey fire
- Optiflame® LED effect with Optiglo® glowing log bed
- Concealed 1.5kW fan heater
- Remote control for armchair selection of on/off and heat selection
- Flame effect can be used independently of heat
- Running cost of less than £5 per annum on effect only*
- LEDs have expected lifespan of 50,000 hours
- Model no. MFS12LE

* Based on 5 hours usage per day



Remote control

Product Dimensions

Please see pages 60-61

COMPLETE SUITE
including fire and surround



COMPLETE SUITE

including fire and surround



Chadwick Suite

Optiflame[®]

- Freestanding suite with integral Optiflame[®] fire
- Stone effect surround and dark grey fire
- 1.2kW fan heater
- Flame effect can be used independently of heat
- Optiflame[®] log effect
- Model no. CDW12WW

CHADWICK

Product Dimensions
Please see pages 60-61

Mozart Suite

Optiflame[®]

- Free-standing suite with integral Optiflame[®] log fire
- Surround has stone-effect finish with black marble-effect back panel
- 2kW fan heater with choice of heat settings
- Concealed controls
- Flame effect can be used independently of heat
- Choice of finishes:
MZT20 – stone effect finish surround with black marble effect back panel
MZT20BL – gloss black surround with black marble effect back panel and black fire



Product Dimensions
Please see pages 60-61

COMPLETE SUITE

including fire and surround



Bexington LE Suite

Optiflame[®]

- Freestanding suite with integral Optiflame[®] fire
- 2kW fan heater with 1kW and 2kW heat settings and thermostat
- Optiflame[®] effect with real coal and LED flame effect
- Flame effect can be used independently of heat
- Running cost of less than £4 per annum on effect only*
- LEDs have an expected lifespan of 50,000 hours
- Model No. BXT20MHLE

* Based on 5 hours usage per day

BEXINGTON Mahogany

Product Dimensions
Please see pages 60-61

Surrounds

- Fully assembled MDF surround, back panel and hearth, purpose designed for use with Dimplex electric fires
- No structural alterations needed as surrounds are freestanding – all you need is a flat wall and a power point for the fire
- For use with electric fires only

Barrington

- Natural stone effect surround
- Compatible with the Dimplex Albany only
- Model No. GDS4

Holwell

- Surround finished in maple effect with textured black back panel and hearth
- Compatible with all of the current Dimplex 16"/18" inset fires
- Model No. GDS1A

Rockbourne

- Natural stone effect surround
- Compatible with all of the current Dimplex 16"/18" inset fires
- Model No. GDS3

Ashmore

- Surround finished in mahogany effect with textured cream back panel and hearth
- Compatible with all of the current Dimplex 16"/18" inset fires
- Model No. GDS1



Product Dimensions
Please see pages 62



LYMINGTON shown on metal hearth (not supplied)



THEME



YEOMINSTER shown on plinth (not supplied)



OPTIMA



LYNDHURST shown on metal hearth (not supplied)

Radiant Bar Fires

Lymington

- A free-standing fire with unique Optiflame® coal effect
- 2kW radiant heat, plus 0.7kW convected heat
- Flame effect can be used independently of heat source
- 'Economiser' control
- Finished in matt black with brass effect trim
- Model No. LYM28E

Theme

- Attractive cherry finish surround
- Flickering flame coal effect
- 2kW of radiant heat with 'Economiser' control
- Effect can be used independently of heat source
- 0.8kW convector with variable thermostat for background warmth
- Choice of heat settings
- Model No. 316CHE

Yeominster

- Traditional freestanding fire
- Flickering log effect
- 2kW radiant heat with 1kW/2kW heat selection
- Effect can be used independently of heat source
- Model No. YEO20

Optima

- Freestanding or wall-mounted
- Attractive cherry finish surround
- 2kW of radiant heat with 'Economiser' control
- Effect can be used independently of heat source
- Flickering flame coal effect
- Choice of heat settings
- Model No. 314CHE

Lyndhurst

- Stylish black canopy
- Flickering flame log effect
- 2kW of radiant heat with 'Economiser' control
- Effect can be used independently of heat source
- 0.7kW of thermostatically controlled convected heat
- Choice of heat settings
- Model No. 430RCE/B

Product Dimensions
Please see pages 60-61

Technical Specification

	Opti-myst effect	Optiflame effect or Optiflame LED effect (LED)	Living Art effect	Flicker effect	Total output in kW	Power consumption on effect only in Watts	Height (mm)	Width (mm)	Total depth (mm)	Depth of inset (mm) (if applicable)
Adagio ADG20, ADG20BR		✓			2.0	130	635	516	185	55
Albany ABN15	✓				1.5	262	703	625	300	273
Ashington ASN20		✓			2.0	130	625	526	171	55
Aspen ASP20		✓			2.0	130	617	520	162	55
Bach BCH20		✓			2.0	130	600	696	183	~
Bexington BXT20MHLE		✓			2.0	14	900	990	290	N/A
Bizet BZT20		✓			2.0	130	621	750	183	~
Brayford BFD20R		✓			2.0	130	545	440	310	N/A
Brookline BKL20	✓				2.0	212	657	590	310	160
Burbank BBK20	✓				2.0	212	690	940	182	N/A
Cadogan CGN20	✓				2.0	262	713	668*	423	N/A
Castillo CST20		✓			2.0	130	665	603	226	N/A
Cavendish CSH20	✓				2.0	212	657	590	330	160
Chadwick CDW12WW		✓			1.2	130	915	934	297	N/A
Chalbury CHB20BR, CHB20CH		✓			2.0	130	625	526	165	55
Charlotte CRT20AB, CRT20BR	✓				2.0	212	620	530	315	160
Cheriton CHT20		✓			2.0	130	682	639	194	N/A
Cheriton LE CHT20LE		✓			2.0	14	682	639	194	N/A
Chesford CSD20	✓				2.0	212	657	590	330	160
Chevalier CHV20		✓			2.0	130	640	620	390	N/A
Club CLB20R		✓			2.0	130	597	510	340	N/A
Danesbury DAN20AB, DAN20BL, DAN20BR		✓			2.0	130	620	518	170	55
Danesbury LED DAN20AB-LE		LED			2.0	7	620	518	170	55
Danville DNV20AB, DNV20BL, DNV20BR, DNV20CH	✓				2.0	212	620	520	231	65
Delius DLS20		✓			2.0	130	617	520	180	55
Detroit DTT20		✓			2.0	130	665	603	226	N/A
Elda ELD20		✓			2.0	130	617	514	162	55
Exbury EBY15, EBY15CH		✓			1.2	130	583	519	204	70
Freeport FPT20		LED			2.0	7	617	520	180	55
Horton HTN20BL, HTN20BR, HTN20CH		✓			2.0	130	621	521	170	55

NOTES: see page 61

Technical Specification

	Opti-myst effect	Optiflame effect or Optiflame LED effect (LED)	Living Art effect	Flicker effect	Total output in kW	Power consumption on effect only in Watts	Height (mm)	Width (mm)	Total depth (mm)	Depth of inset (mm) (if applicable)
Loxley LXY15		✓			1.2	130	583	519	204	70
LVA191			✓		1.1	160	440	690	78	N/A
LVA192			✓		1.1	160	700	700	75	N/A
Lymington LYM28E		✓			2.7	130	690	720	275	N/A
Lyndhurst 430RCE/B				✓	2.7	120	680	710	225	N/A
Mozart MZT20, MZT20BL		✓			2.0	130	857	920	375	N/A
Multifire MFS12LE		✓			1.5	18	880	1140	330	N/A
Nardini NDN20		✓			2.0	130	620	700	152	~
Obsidian OBS20		✓			2.0	130	605	700	154	N/A
Optima 314CHE				✓	2.0	120	540	775	215	N/A
Piermont PMN20	✓				2.0	212	650	540	401	N/A
Ravello RVO20		✓			2.0	130	620	700	153	~
Rectory REC20R		✓			2.0	130	665	540	375	N/A
Redway RDY20	✓				2.0	212	690	760	181	N/A
Rockport RKT20		LED			2.0	7	635	520	185	55
Saratoga SGA20		LED			2.0	9	550	810	120	N/A
SP8		✓			2.0	130	675	578	181	N/A
SP16		✓			2.0	300	525	1200	182	~
SP29		✓			0.3	300	696	1010	168	~
Springborne SBN20R		✓			2.0	130	545	440	310	N/A
Stockbridge SKG20BL		✓			2.0	130	640	620	390	N/A
Tahoe TAH20	✓				2.0	212	695	900	170	N/A
Tango TNG20R		✓			2.0	130	545	440	310	N/A
Theme 316CHE				✓	2.8	130	610	775	265	N/A
Wesley WES20BRSCLE, WES20CHSCLE		✓			2.0	14	620	510	185	70
Wynford WYN20AB, WYN20BR, WYN20CH		✓			2.0	130	620	520	155	55
X1 X1B, X1S		✓			1.2	130	582	519	198	70
Yeominster YEO20				✓	2.0	60	395	631	214	N/A
Zamora ZAM20		✓			2.0	130	665	603	226	N/A

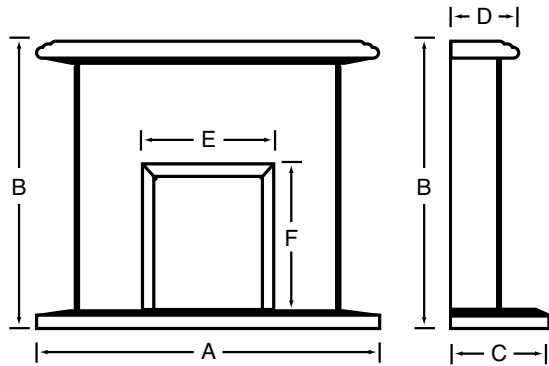
NOTES

* NB. Allow 300mm clearance on both sides of the stove so that the doors can be opened fully.

~ See relevant product page for opening requirements

All dimensions are shown in millimetres. Please allow +/- 5mm tolerance.

Surrounds

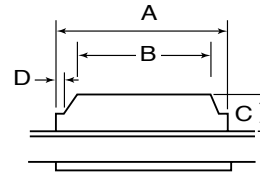


Surrounds	Model No.	Finish of surround	Finish of back panel	A	B	C	D	E	F	Weight of Surround
Holwell	GDS1A	Maple effect	Black back panel & hearth	1200	1120	402	278	432	559	43kg
Ashmore	GDS1	Mahogany effect	Cream back panel & hearth	1200	1120	402	278	432	559	43kg
Rockbourne	GDS3	Natural stone effect	Natural stone effect back panel & hearth	1200	1080	350	253	432	559	48kg
Barrington	GDS4	Natural stone effect	Natural stone effect back panel & hearth	1067	913	397	357	567	595	28kg

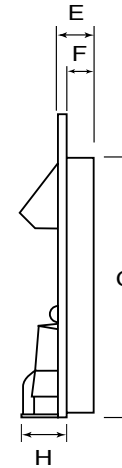
All dimensions in mm

Detailed dimensions – Optiflame® and Opti-myst® electric inset fires

PLAN VIEW – INSET FIRES



PROFILE VIEW – INSET FIRES



	A	B	C	D	E	F	G	H
Adagio	390	344	55	10	95	55	555	130
Ashington	390	344	55	10	80	55	555	116
Aspen	390	344	55	10	75	55	555	107
Brookline	405	310	160	N/A	230	160	537	170
Cavendish	405	310	160	N/A	230	170	537	160
Chalbury	390	344	55	10	80	55	555	110
Charlotte	405	310	160	N/A	220	160	550	155
Chesford	405	310	160	N/A	230	170	537	160
Danesbury	390	344	55	10	70	55	555	115
Danville	397	360	65	N/A	128	65	536	166
Delius	390	344	55	10	75	55	555	125
Elda	390	344	55	10	70	55	555	107
Exbury	390	338	70	26	89	70	544	134
Freeport	390	344	55	10	75	55	555	125
Horton	390	344	55	10	75	55	555	115
Loxley	390	338	70	26	89	70	544	134
Rockport	390	344	55	10	95	55	555	130
Wesley	420	420	70	-	110	70	565	115
Wynford	390	344	55	10	70	55	555	100
X1	390	338	70	26	83	70	544	128

All dimensions are shown in millimetres. Please allow +/- 5mm tolerance.

Accessories

ALTERNATIVE FUEL BEDS

- SP8 – log fuel bed available. Kit comprises a one-piece log fuel bed assembly. Part No. SP8001

SPACER KITS

- OSP001 – to fit Brookline, Cavendish and Chesford. 100mm deep. OSP002 – to fit Danville. 70mm deep.
- WES001 – to fit Wesley. 70mm deep.



SP8 with optional log fuel bed (part no. SP8001).

HEARTH PAD


- Suitable for electric fires and electric stoves ONLY
- Slate effect finish (HPD001), sandstone effect finish (HPD002)
- Approximate dimensions:
15mm (H)
800mm (W)
380mm (D)



HPD002 shown above, HPD001 shown on page 45 and page 52

STOVE PIPE

- Stove pipe kit compatible with Cadogan CGN20, Club CLB20L, Rectory REC20R, Springborne SBN20R, Tango TNG20R, Brayford BFD20R
- 'Slot together' construction allows for two different height/depth options*
- Part No. STP001
- Page 50 shows the stove pipe fitted to a fire



the solid fuel fire collection

As the world's largest manufacturer of fires Dimplex understands that there is nothing like a fire to create a focal point in a room and a warm, welcoming atmosphere in the home.



Wood-burning stoves provide an unrivalled combination of characteristics; as well as being highly efficient heating appliances they also offer the mesmerising appearance of real flames and use a sustainable, carbon-neutral source of fuel.

There are significant environmental benefits to using wood as a fuel for heating - wood is considered carbon-neutral because burning logs release into the atmosphere only the carbon that the tree absorbed through photosynthesis while it was growing. Wood is a renewable resource and is often available locally, reducing the need for transportation.

The quality and type of wood burnt greatly affects the performance of a stove; the lower the moisture content of the wood, the higher the potential heat output and the lower the emissions and amount of soot produced. Wood fuel should be untreated hardwood logs that have been cut, split and seasoned for at least twelve months (left to dry somewhere undercover but with free air circulation) or kiln-dried so that the moisture content is less than 20%. Some of the best species of timber for burning are ash and beech. Softwood species, particularly pine and fir, make poor firewood and due to their high resin content quickly create tar-like deposits in the chimney, necessitating frequent sweeping.

The Dimplex range of stoves includes two models that are Defra-approved for wood-burning in UK Smoke Control Areas. As exempt appliances, the Selborne SE and the Westcott SE can be used in designated Smoke Control Areas in which wood-burning would otherwise be illegal. Locations of Smoke Control Areas can be found on www.uksmokecontrolareas.co.uk

Many of the stoves in the Dimplex range are multi-fuel appliances which means that in addition to burning wood, they can also burn most approved, manufactured smokeless fuels to increase flexibility in fuel supply and in most models, provide increased heat output.

All stove installations should be carried out by suitably qualified individuals and comply with relevant Building Regulations. Dimplex strongly recommends using a HETAS-registered installer; you can find details of your local installers on www.hetas.co.uk or by phoning 0845 634 5626. Many of the fireplace retailers who stock Dimplex stoves have their own HETAS-qualified installation teams and they can advise you on flue requirements and product suitability before purchase.

*10 year warranty on all new Dimplex solid fuel stoves. Terms, conditions and exclusions apply.

See www.dimplex.co.uk/stoves for full details.



After Sales Service

If you require after sales service please visit www.dimplex.co.uk/support

CE Mark

Our products carry the CE mark complying with European safety standards and the European Standard for electro magnetic compatibility.

British Electrotechnical Approvals Board BEAB Approved

The mark of the British Electrotechnical Approvals Board signifies that the appliance bearing it has been produced to the stringent safety requirements for domestic electrical appliances as laid down in BSEN60335.


All Dimplex electric fires are approved by BEAB or awaiting approval at time of printing.

Specifications


Dimplex policy is one of continuous improvement; the Company therefore reserves the right to alter specifications without notice. Although every care has been taken in the reproduction of product finishes in this brochure, the colour photographs and the flame effects should be taken only as a guide. The information contained in this brochure is correct at the time of printing. You are advised to consult your dealer before purchasing. For a list of stockists please visit www.dimplex.co.uk/stockists

The Dimplex Range

Dimplex offers the widest range of electric space and water heating products in the world – over 400 – to meet almost any heating need. In addition to this publication, we have a wide range of brochures for both domestic and commercial applications. Please visit our website for more information.




Range brochure



Heat pumps brochure



SmartRad® brochure



Solar thermal brochure



Solar PV brochure



Hot water cylinders

Dimplex Website

Our website is full of information which may be useful to you including:

- Details of your local stockists – including where you can see a particular fire on display
- Videos of the Opti-myst and Optiflame effects
- Installation and operating instructions
- How to buy spare parts
- Information on our range of solid fuel fires

Visit www.dimplex.co.uk/fires today!

Dimplex®

A world of expertise

Dimplex, Millbrook House, Grange Drive, Hedge End, Southampton, SO30 2DF. Tel: 0845 600 5111

Selected surrounds featured in this brochure were supplied by the companies listed below. Any surround not listed is no longer available. Please note that some of the surround designs listed may have been discontinued by their manufacturers.

Horton	HTN20BR	Elda	ELD20
Horton	HTN20BL	Horton	HTN20CH
Wynford	WYN20CH		
Wynford	WYN20BR		
Be Modern Group Western Approach South Shields Tyne & Wear NE33 5QZ Telephone: 0191 455 3571		Aristocratic Designs 43 Holbeck Lane Holbeck, Leeds West Yorkshire LS11 9UL Telephone: 0113 244 0827	

Aspen	ASP20	Cavendish	CSH20
Danesbury		Chesford	CSD20
Black	DAN20BL	Danesbury Antique	
Delius	DLS20	Brass	DAN20AB
		X1 Black	X1B
		Wesley Brass	
Allwood Fireplaces Ltd Units 3-4 Radnor Park Trading estate Back Lane Congleton CW12 4XJ Telephone: 01260 298868 Fax: 01260 298830		OER Fireplace Works Normacot Road Longton, Stoke on Trent Staffordshire ST3 1PN Telephone: 01782 319350 Fax: 01782 593479 www.oerfireplaces.com	

Selected furniture supplied by BoConcept, Bournemouth / The Furnishing Place, Maidenhead / David Mack, Bournemouth / David Phipps, Dorset / Quality Pine, Bournemouth / Furniture Village.

Dimplex is a Registered Trade Mark in the United Kingdom.

All Optiflame fires are protected by patent nos GB2230335, AU621713, USA4965707, IE63651 and NZ232435.

Opti-myst effect is protected by multiple worldwide patents.

All the products shown in this brochure are protected by intellectual property rights owned by Dimplex or members of the Glen Dimplex Group on an international basis.

The Glen Dimplex Group of Companies will actively protect these rights.

© Dimplex

All rights reserved. Material contained in this publication may not be reproduced in whole or in part, without prior permission in writing of Dimplex.