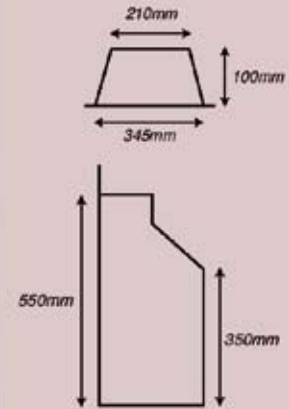




Classic and
Contemporary Fires

March 2008
Edition

Diamond - Shown with brass trim and coals



1

Class 1

2

Class 2

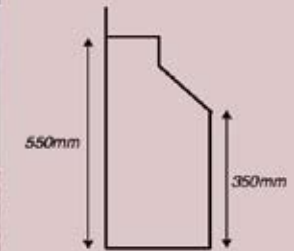
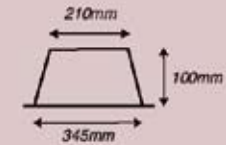
P

Precast

Gas Input	6.5kW
Heat Output up to	3.9kW
Gas Type	Natural Gas
Finish	Contemporary Majestic Brass Chrome Monarch Black
Fuel	Random Coals Pebbles

- Rotary
- Oxygen Depletion Device
- CE Approved

Manufactured in Britain



1

Class 1

2

Class 2

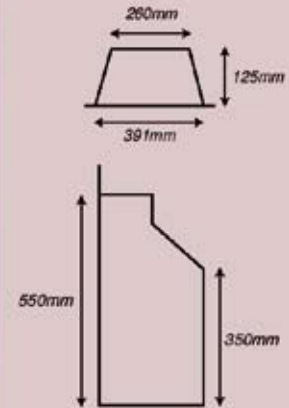
P

Precast

Gas Input	6.5kW
Heat Output up to	3.9kW
Gas Type	Natural Gas
Finish	Contemporary Majestic Brass Chrome Monarch Black
Fuel	Pebbles Random Coals

- Rotary
- Oxygen Depletion Device
- CE Approved

Slimline - Shown with brass trim and coals



1

Class 1

2

Class 2

P

Precast

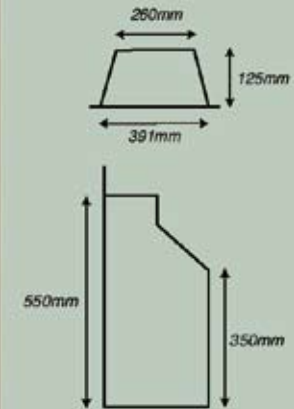
Gas Input	6.5kW
Heat Output up to	3.9kW
Gas Type	Natural Gas
Finish	Contemporary Majestic Brass Chrome Black Monarch
Fuel	Random Coals Pebbles

- Rotary or remote control
- Oxygen Depletion Device
- CE Approved



ALSO AVAILABLE IN HIGH LEVEL TOUCH CONTROL

Manufactured in Britain



- 1**
Class 1
- 2**
Class 2
- P**
Precast

Gas Input	6.5kW
Heat Output up to	3.9kW
Gas Type	Natural Gas
Finish	Contemporary Majestic Brass Chrome Black Monarch
Fuel	Pebbles Random Coals

- Rotary or remote control
- Oxygen Depletion Device
- CE Approved

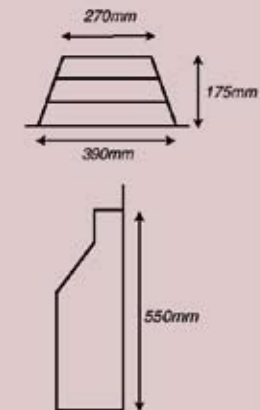


ALSO AVAILABLE IN HIGH LEVEL TOUCH CONTROL

Super Radiant

Shown with monarch trim and coals

ALSO AVAILABLE IN FIXED COALS/LAVA PEBBLES OR LOGS SEE PAGE 15



1
Class 1

2
Class 2

P
Precast

Gas Input	6.5 kW
Heat Output to	3.9 kW
Gas Type	Natural Gas
Finish	Contemporary Majestic Brass Chrome Black Monarch
Fuel	Random Coals Pebbles Driftwood Royal Coals

- Rotary or remote control
- Oxygen Depletion Device
- CE Approved

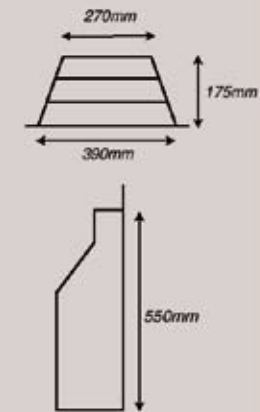


ALSO AVAILABLE IN HIGH LEVEL TOUCH CONTROL

Super Radiant

Shown with contemporary trim and pebbles

ALSO AVAILABLE IN FIXED COALS/LAVA PEBBLES OR LOGS SEE PAGE 15



1

Class 1

2

Class 2

P

Precast

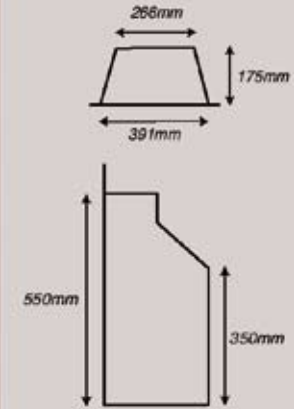
Gas Input	6.5 kW
Heat Output to	3.9 kW
Gas Type	Natural Gas
Finish	Contemporary Majestic Brass Chrome Black
Fuel	Pebbles Random Coals Driftwood

- Rotary or remote control
- Oxygen Depletion Device
- CE Approved



ALSO AVAILABLE IN HIGH LEVEL TOUCH CONTROL

Ruby - Shown with majestic trim and coals **ALSO AVAILABLE IN FIXED COALS/LAVA PEBBLES OR LOGS SEE PAGE 15**



1

Class 1

2

Class 2

P

Precast

Gas Input	6.5kW
Heat Output up to	3.9kW
Gas Type	Natural Gas
Finish	Contemporary Majestic Brass Chrome Black Monarch
Fuel	Random Coals Pebbles

- Rotary or remote control
- Oxygen Depletion Device
- CE Approved

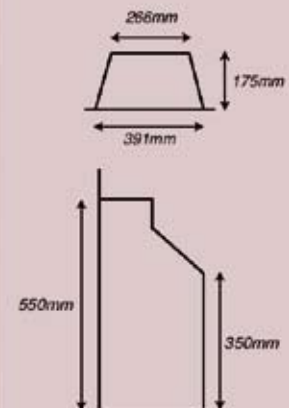


ALSO AVAILABLE IN HIGH LEVEL TOUCH CONTROL

Manufactured in Britain

ALSO AVAILABLE IN FIXED COALS/LAVA PEBBLES OR LOGS SEE PAGE 15

RUBY SHOWN WITH MAJESTIC TRIM AND PEBBLES



- 1**
Class 1
- 2**
Class 2
- P**
Precast

Gas Input	6.5kW
Heat Output up to	3.9kW
Gas Type	Natural Gas
Finish	Contemporary Majestic Brass Chrome Black Monarch
Fuel	Pebbles Random Coals

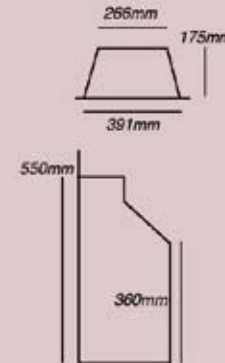
- Rotary or remote control
- Oxygen Depletion Device
- CE Approved



ALSO AVAILABLE IN HIGH LEVEL TOUCH CONTROL

ALSO AVAILABLE IN FIXED COALS/LAVA PEBBLES OR LOGS SEE PAGE 15

Jewel - Shown with majestic trim and pebbles



- 1**
Class 1
- 2**
Class 2
- P**
Precast

Gas Input	6.9kW
Heat Output up to	3.9kW
Gas Type	Natural Gas
Finish	Contemporary Majestic Brass Chrome Black Monarch
Fuel	Pebbles Random Coals

- Rotary or remote control
- Oxygen Depletion Device
- CE Approved

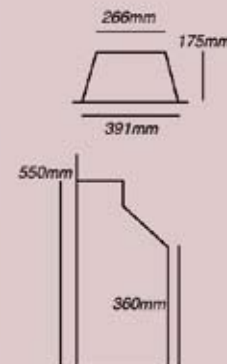


ALSO AVAILABLE IN HIGH LEVEL TOUCH CONTROL



ALSO AVAILABLE IN FIXED COALS/LAVA PEBBLES OR LOGS SEE PAGE 15

Jewel - Shown with monarch trim and coals

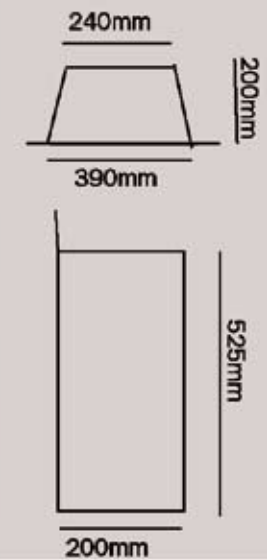


- 1**
Class 1
- 2**
Class 2
- P**
Precast

Gas Input	6.9kW
Heat Output up to	3.9kW
Gas Type	Natural Gas
Finish	Contemporary Majestic Brass Chrome Black Monarch
Fuel	Random Coals Pebbles Driftwood

- Rotary or remote control
- Oxygen Depletion Device
- CE Approved





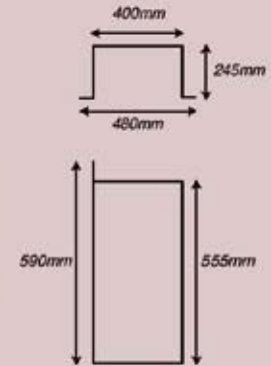
- 1**
Class 1
- 2**
Class 2
- P**
Prestcast

Gas Input	6.5kW
Heat Output up to	3.9kW
Gas Type	Natural Gas
Finish	Brass Chrome Black
Fuel	Pebbles Random Coals Driftwood

- Rotary or remote control
- Oxygen Depletion Device
- CE Approved



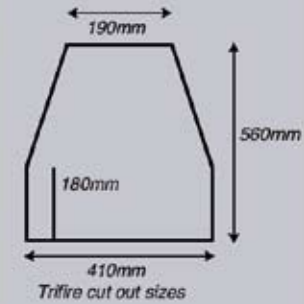
ALSO AVAILABLE IN HIGH LEVEL TOUCH CONTROL



1
Class 1

Gas Input	6.5kW
Heat Output up to	2.9kW
Gas Type	Natural Gas
Finish	Brass Chrome Black
Fuel	Coals

- Rotary
- Oxygen Depletion Device
- CE Approved
- Available as inset tray



- 1**
Class 1
- 2**
Class 2
- P**
Precast

Gas Input	6.9kW
Heat Output up to	4kW
Gas Type	Natural Gas
Finish	Chrome
Fuel	Royal Coals

- Rotary or remote control
- Oxygen Depletion Device
- CE Approved



Sunrise Electric



Heat Output up to	2.0KW
Type	Electric
Finish	Brushed
	Chrome
	Black
	Monarch
	Chrome Ellipse
	Brushed Ellipse
Fuel	Pebbles



Jewel - Shown with monarch trim and driftwood



Gas Input	6.9KW
Heat Output up to	3.9KW
Type	Natural Gas
Finish	Contemporary
	Majestic
	Brass
	Chrome
	Black
	Monarch
Fuel	Driftwood

- 1**
Class 1
- 2**
Class 2
- P**
Precast



- Rotary or remote control
- Oxygen Depletion Device
- CE Approved



campfire logs



coals



lava pebbles

ALL ABOVE FUELS ALSO AVAILABLE ON SUPER HEATRAVE/JEWEL/RUBY AND SUNRISE APPLIANCES



305mm deep

opening size

790mm wide

590mm high

1

Class 1

2

Class 2

outer trim

840mm wide

685mm high

Gas Input	6.9kW
Heat Output up to	3.9kW
Gas Type	Natural Gas
Finish	Brushed Stainless/ polished stainless and black
Fuel	LOGS FIXED COALS FIXED LAVA PEBBLES RANDOM COALS RANDOM PEBBLES

- Rotary or remote control
- Oxygen Depletion Device
- CE Approved



Sunrise Petite



Gas Input	6.9KW
Heat Output up to	3.9KW
Type	Natural Gas
Finish	Brushed / Chrome Black / Monarch Chrome Ellipse Brushed Ellipse
Fuel	Pebbles Black Pebbles Random Coals Royal Coal Logs Driftwood

- Rotary or remote control
- Oxygen Depletion Device
- CE Approved

1
Class 1

2
Class 2



Opening size required: 620mm wide x 420mm high x 300mm deep

Sunrise Cube



Gas Input	6.9KW
Heat Output up to	3.9KW
Type	Natural Gas
Finish	Brushed Chrome Black Monarch
Fuel	Pebbles Black Pebbles Random Coals Royal Coal Logs Driftwood

- Rotary or remote control
- Oxygen Depletion Device
- CE Approved

1
Class 1

2
Class 2



Opening size required: 620mm wide x 570mm high x 300mm deep

Manufactured in Britain

EMERALD SCOOP SHOWN WITH BLACK SURROUND



black surround

832mm

992mm wide

available for emerald /scoop and sunrise



1
Class 1

2
Class 2

Sunrise - Shown with driftwood and Elipse trim



Gas Input	6.9KW
Heat Output up to	3.9KW
Type	Natural Gas
Finish	Brushed Chrome Black Monarch
Fuel	Pebbles Black Pebbles Random Coals Royal Coal Logs Driftwood

1
Class 1

2
Class 2



- Rotary or remote control
- Oxygen Depletion Device
- CE Approved

Sunrise - SHOWN WITH FIXED COALS

Sunrise - Shown WITH LAVA PEBBLES



Gas Input	6.9kW
Heat Output up to	3.9kW
Gas Type	Natural Gas
Finish	Brushed Brushed Ellipse Chrome Chrome Ellipse Black Monarch
Fuel	Royal Coals / Pebbles Logs / Driftwood



1

Class 1

2

Class 2

- Rotary or remote control
- Oxygen Depletion Device
- CE Approved

Gas Input	6.9kW
Heat Output up to	3.9kW
Type	Natural Gas
Finish	Brushed / Chrome Black / Monarch Brushed Ellipse Chrome Ellipse
Fuel	Pebbles Royal Coals Logs Driftwood



1

Class 1

2

Class 2

- Rotary or remote control
- Oxygen Depletion Device
- CE Approved

Opening size required: 780mm wide x 570mm high x 300mm deep
360mm from floor level to opening

Manufactured in Britain



OPENING REQUIRED 790mm WIDE 580mm HIGH 300mm DEEP

Jewel Hole in the wall



1

Class 1

2

Class 2

Gas Input	6.9kW
Heat Output up to	2.0kW
Gas Type	Natural Gas
Finish	Black / Stone
Fuel	Pebbles

- Rotary or remote control
- Oxygen Depletion Device
- CE Approved



Manufactured in Britain

Jewel Electric - Shown with black trim

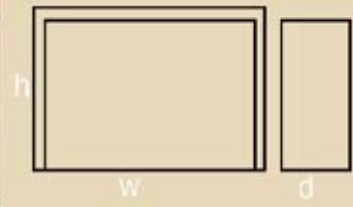



Electric

Heat Output up to	2.0kW
Type	Electric
Finish	Black / Stone
Fuel	Pebbles Twigs



1



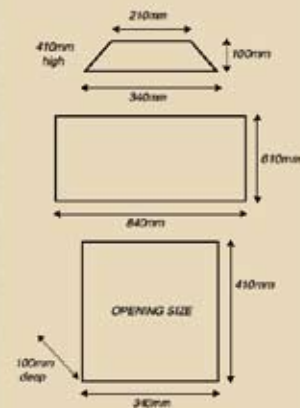
- 645mm H x 550mm W x 120mm D
- 735mm H x 810mm W x 120mm D
- 735mm H x 730mm W x 120mm D

Gas Input	6.5kW
Heat Output up to	2.5kW
Gas Type	Natural Gas
Finish	Brushed Stainless
Fuel	Pebbles

- Remote control
- Oxygen Depletion Device
- CE Approved



Sapphire MK2 Brushed Stainless

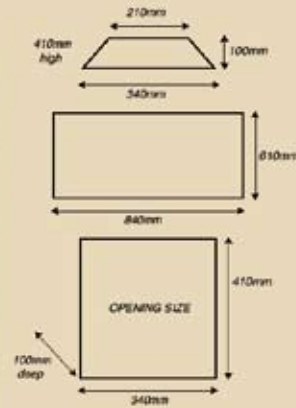


- 1
Class 1
- 2
Class 2
- P
Precast

Gas Input	6.2kW
Heat Output up to	3kW
Gas Type	Natural Gas
Finish	Brushed Stainless / Black
Fuel	Driftwood Black Driftwood

- Rotary or remote control
- Oxygen Depletion Device
- CE Approved



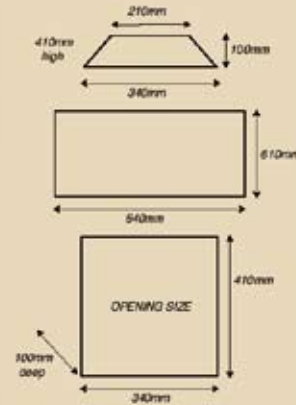


- 1**
Class 1
- 2**
Class 2
- P**
Prestcast

Gas Input	6.2kW
Heat Output up to	3kW
Gas Type	Natural Gas
Finish	Black / Brushed Steel
Fuel	Driftwood Black Driftwood

- Rotary or remote control
- Oxygen Depletion Device
- CE Approved





- 1**
Class 1
- 2**
Class 2
- P**
Precast

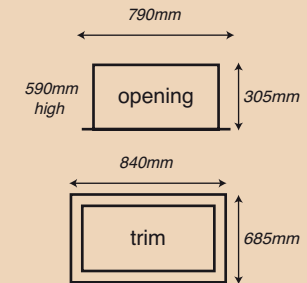
Gas Input	6.2kW
Heat Output up to	3kW
Gas Type	Natural Gas
Finish	Brushed Stainless
Fuel	Driftwood Black Driftwood

- Rotary or remote control
- Oxygen Depletion Device
- CE Approved





Emerald Ruby - Shown with black pebbles



1

Class 1

2

Class 2


Gas Input	6.5kW
Heat Output up to	3.9kW
Gas Type	Natural Gas
Finish	Chrome / Black / Brushed
Fuel	Pebbles Black Pebbles

- Rotary or remote control
- Oxygen Depletion Device
- CE Approved





305mm deep



opening

590mm

790mm wide



trim

685mm

840mm wide



Electric

Heat Output up to	2.0KW
Type	Electric
Finish	Brushed Stainless Steel / black /chrome
Fuel	Twigs

Emerald SCOOP BRUSHED WITH LAVA PEBBLES



305mm deep



opening

790mm wide

590mm



trim

840mm wide

685mm

1

Class 1

2

Class 2

Gas Input	6.9kW
Heat Output up to	3.9kW
Gas Type	Natural Gas
Finish	Brushed Stainless / chrome /black
Fuel	Royal Coals Coals Pebbles Driftwood

- Rotary or remote control
- Oxygen Depletion Device
- CE Approved





Crystal Fires

Unit 1
Valentines Buildings
Bechers Drive
Aintree Racecourse
Business Park
Aintree
Liverpool, L9 5AY

Telephone

0151 521 3222

Facsimile

0151 521 1222

Website

www.crystalfires.co.uk

Manufactured in Britain