



TRADITIONAL & CONTEMPORARY FIRE COLLECTION



Our sympathetic philosophy and sustainable attitude means that we are committed to creating fires which have less environmental impact. Our new range of fires are kinder to the environment, more efficient and cost a lot less to run.

Our extensive eko range of ultra efficient fires incorporate the latest developments in gas fire technology in order to provide exceptional efficiency performance and significantly reduced running costs. Our flueless gas fires feature patented catalytic technology which makes them the most efficient fires available, being 100% efficient. Our glass fronted flued inset gas fires produce radiant and convected heat and include a patented draft diverter system to increase efficiency. Or why not go for heat at the flick of a switch by selecting one of our electric fires.

All of our fires feature a handy efficiency rating guide (right). This will help you to compare the efficiency, heat input/output and typical running costs at a glance. This way there are no hidden surprises.

Efficiency Rating Guide	
Model name	eko 5010
More efficient - lower running costs	
(88-100)	100
(78-86)	
(65-77)	
(51-64)	
(48-50)	
(30-41)	
(1-29)	
Less efficient - higher running cost	
Heat input/output (high) kW	2.0 / 2.0
Heat input/output (low) kW	1.0 / 1.0
Running cost per year (high)	52.09
<small>Our calculation is based on 8100 running hours per year (24 hours per day).</small>	
<small>*The information provided is for guidance only. The actual running cost may vary depending on the actual usage of the fire. The actual running cost may vary depending on the actual usage of the fire. The actual running cost may vary depending on the actual usage of the fire.</small>	



Relax and enjoy our fires in an aesthetic ambience designed to warm your heart and soul.

We are pleased to introduce a revolutionary collection of gas and electric fires combining stylish design and innovative technology from ekofires. In this new and exciting range we have something to offer everyone, including iconic fire solutions that can be personalised to complement your decor or reflect your mood.

Our ekofires products are intended to inspire, giving shape to ideas and making desires real. We are pioneers in the pursuit to challenge our preconceived ideas of the traditional fireplace by creating ground breaking designs that evolve and adapt to our ever changing lifestyles and living spaces. Our 100% efficient flueless gas fires do not require a chimney or flue. This allows you to enjoy a fire not only in the living room but also the kitchen, study and dining room.

We are particularly proud to offer you a truly diverse range of fires that are of varying efficiency performance to suit your needs. For the first time in our field we are taking the initiative to clearly display, using our efficiency rating guide, the heat performance and typical running cost of the fire so that you can compare each product and make an informed decision which fire best suits not only your interior decor but your pocket.

Our ekofires products are available throughout the UK from selected leading independent retailers who are fully trained and on hand to advise and help you choose the right ekofires product for your home.

We are delighted to bring to you this new and exciting range of fires and believe ekofires has all the right ingredients for you to decorate your home with style whether a modern or traditional focus.

Enjoy with ekofires.



Carl J. Richards
Executive Chairman

04

5000 & 6000 series: 100% efficient flueless fires and stoves

A range of contemporary wall hung and hearth mounted catalytic flueless gas fires and free-standing stoves offering a flat wall, no chimney solution to instant warmth. Class-leading efficiency is provided by Pure Heat™ catalytic technology.

- | | |
|--|--------------|
| 04. 100% efficient flueless technology explained | 20. eko 5090 |
| 08. eko 5010 | 22. eko 5510 |
| 10. eko 5020 | 24. eko 5530 |
| 12. eko 5030 | 26. eko 6010 |
| 14. eko 5050 | |
| 16. eko 5060 | |
| 18. eko 5070 | |

PURE HEAT
Catalytic Gas Technology

Our patented 'Pure Heat' catalytic technology is only available on our flueless fires. They are all 100% efficient.

3year
guarantee

All of our fires are guaranteed for three years from the date of purchase for complete peace of mind. T&C's apply.



28

4000 series: High efficiency glass fronted gas fires

A selection of glass fronted inset gas fires providing a traditional hearth mounted option with 90% efficiency, perfect for an existing chimney or flue.

- | |
|---|
| 28. High efficiency flued gas fires explained |
| 30. eko 4010 Series |

32

3000 series: Conventional open fronted gas fires

A range of modern and traditional fires up to 67% efficient that will meet your everyday needs. All of these fires require a chimney or flue.

- | | |
|--|---------------------|
| 32. Conventional flued gas fires explained | 42. eko 3060 Series |
| 34. eko 3010 Series | 44. eko 3080 |
| 36. eko 3020 Series | 46. eko 3090 |
| 38. eko 3030 Series | |
| 40. eko 3040 | |



We are very pleased to announce that all of our fires are Kitemarked by BSI, demonstrating our commitment to quality, safety and reliability.



We are very proud of our ISO 9001 Quality Management System.



48

2000 series: Class 1 open fronted gas fires

Class 1 fires create an impressive statement where flame picture and eye-catching presence is choice.

- | |
|---------------------------------------|
| 48. Class 1 flued gas fires explained |
| 50. eko 2040 |

52

1000 series: 100% efficient electric fires and stoves

Simple 'plug-in and feel the heat' solution at the flick of a switch - 100% efficient.

- | | |
|---|-----------------|
| 52. 100% efficient electric fires explained | 56. eko 1050 |
| 54. eko 1011 | 58. eko 1060/70 |



- | |
|-----------------------------|
| 60. Tailoring specification |
| 62. Technical specification |

03

Complete peace of mind

Relax and take it easy in front of one of our stunning fires while we look after you, knowing full well you have three years trouble free guarantee, dual safety features and that all of our products carry full CE approval.

Our extensive knowledge and vast experience in the development of gas and electric fires has always ensured that we are at the cutting edge of technology. Efficiency, heat performance, running costs, reliability and of course your safety is of primary importance to us.

We were the first company in our industry to achieve the internationally recognised ISO 14001 Environmental Management System, surveillance of which is undertaken by the British Standards Institution (BSI). The impact our business has on our planet is very important to us and we are continually improving our environmental performance in order to reduce this effect.

We are proud to be accredited with ISO 9001 Quality Management System, our commitment to meeting the stringent demands demonstrates our quality is second to none. Every fire is individually tested and fully calibrated in order to meet stringent quality control measures.

Our commitment to best practice and due diligence is further exemplified by the fact that all of our fires now carry the prestigious Kitemark symbol. The Kitemark is a uniquely powerful symbol of trustworthiness and is one of the most respected product quality marks in the world. Kitemark is an independently operated, third-party certification. It is proof that our products pass the stringent quality and safety standards tested by BSI. The value and importance of the Kitemark in ensuring confident purchasing decisions cannot be underestimated, and is a sure sign that we take our responsibilities very seriously.

We are also the only company with sole rights to design, manufacture and sell patented catalytic flueless gas fires in the UK. The Pure Heat™ range of catalytic flueless gas fires achieves class leading performance at 100% efficiency.

So confident are we of our fires that we include a 3 year guarantee on all our products to ensure trouble free pleasure. Subject to our terms and conditions listed at the back of this brochure.

That's it, simple - just complete peace of mind.

3year
guarantee

04



100% efficient flueless gas fires and stoves

Flueless fires work using Pure Heat™ catalytic technology and therefore all of the heat generated by these fires enters your room. Subsequently, neither a chimney or flue is required.

Flueless fires not only bring you the benefit of reduced gas bills, but also the added convenience that they simply hang on the wall using just four screws. Therefore, no building work is required and the fire can be installed in almost any room.*

The catalytic technology cleans the hot air leaving the combustion chamber, converting Carbon Monoxide into harmless Carbon Dioxide. It works so effectively that it can also assist in neutralising unwanted airborne particles and allergens present in the home, helping to create a cleaner and friendlier environment.

*The fire must be installed by a Gas Safe registered engineer in accordance with the manufacturer's instructions. Flueless fires are not permitted in the bathroom.



Your questions answered

Can I have a flueless efficient gas fire or stove?

Our exciting range of flueless gas fires and stoves are the perfect flat wall, no chimney solution to instant warmth. Our innovative technology provides a flexible design for your house or apartment, allowing you to install a fire not only in the living room, but also dining room, office, study, and kitchen.*

If you have a natural gas supply** and can run a standard 8mm gas pipe to the fire installation point, while ensuring you have the minimum room size and adequate ventilation you can benefit from this technology.

*Flueless fires are not permitted in the bathroom.

**Available in natural gas (NG). Selected models are also available in LPG.

How does this work?

Flueless fires incorporate the latest in gas fire technology and do not need a chimney or flue to operate. Instead, the combustion gases pass through a catalytic converter system, positioned at the top of the appliance, which converts carbon monoxide into harmless carbon dioxide and water vapour, levels of which are so low they are typically present in fresh air. In fact, the catalytic converter works so effectively that it can actually help to clean the air by neutralising airborne particles and odours, therefore helping to reduce household allergies.

How long does the catalytic converter last?

Independent tests commissioned to establish the life expectancy of the catalytic converter have proved that even after 16,957 hours (approximately equivalent to 27 years and eight months of normal use)* the catalytic converter is as effective as when it is new.

*Calculation is based on the assumption of 4 hours a day for 5 months of the year.

Are they safe?

For complete safety and peace of mind all of our fires incorporate an Oxygen Depletion Sensor (ODS), which detect when the oxygen levels in the room fall below a specified level and cause the pilot flame to lift away from the sensing probe. This activates the Flame Failure Device (FFD), which cuts off the gas supply to the fire and renders the appliance safe. For additional safety, all of our flueless fires are fitted with a catalytic converter system to ensure excellent levels of air quality.

What ventilation is required?

Most heating appliances need ventilation to maintain the correct level of oxygen in the room. All of our flueless appliances installed in the UK require only 100cm² of additional purpose provided ventilation.*

*For installation in the Republic of Ireland, two fixed openings are required with a minimum effective opening each of 60cm². Both ventilators should be fitted on the same wall, one at high level and one low level with a minimum vertical separation of 160cm.

What about condensation?

All of our flueless fires are designed to supplement central heating and should be used as a secondary heat source only. Therefore, the background ambient temperature of the room will prevent any moisture from condensing on colder surfaces such as single glazed windows.

What about installation and servicing?

All gas fires must be installed by a Gas Safe registered engineer. Flueless fires are very popular with fitters as they are relatively simple to install and can be fitted in literally a fraction of the cost and time it takes to fit a conventional gas fire. We also provide a fitting template with every flueless fire that is used to help with installation and because flueless fires do not require the use of a chimney or flue for operation the servicing costs are considerably cheaper than conventional gas fires.

Eco friendly – reducing the Greenhouse Effect

We all have our part to play in making our homes more environmentally friendly and flueless technology has been awarded five stars for eco value for money, by leading eco-consultant Donnachadh McCarthy. Article from the Sunday Times, 2006.

If the 15 million flued gas fires in the UK were replaced by flueless fires, we would save 40,260,000,000 kW of gas every year which would in turn reduce carbon dioxide emissions by over 7,649,400 tonnes every year.*

*Calculation is based on the assumption of 4 hours a day for 5 months of the year.

A flueless gas fire converts 100% of the gas to heat unlike open coal effect fires which convert as little as 10%. Typically running costs are less than 9 pence per hour on high, which is approximately a third of the running cost of a conventional gas fire. By choosing a flueless gas fire it is possible to make a real contribution towards reducing global warming and lower gas bills at the same time.

Steps to choosing the appropriate flueless gas fire or stove:

1. Determine your room size

This quick and simple calculation will allow you to determine the maximum fire for your chosen room.

First measure the length, width and height (in feet) of the space. Where dimensions include inches, please convert these into fractions (see example 1). Multiply the three values together and then divide by a conversion factor of 35.3.

The result is the cubic capacity in meters of your room. This will determine which fire's heat output is appropriate for your room size. This is only a guide and it is perfectly acceptable to choose a fire with a lower heat output for aesthetic reasons, however, you must not select a fire with a heat output that is rated for a greater room size.

Example 1 (working in feet):

$$\text{Calculation of room size (m}^3\text{)} = \frac{\text{L} \times \text{W} \times \text{H (feet)}}{35.3}$$

Calculating the maximum fire for a room size measuring 10' 4" (Length) x 11' 7" (Width) x 8' (Height)

Converting inches to feet, there are 12" in one foot so $4" = 4/12 = 0.33$

So, max. room size = $(10.33 \times 11.58 \times 8) / 35.3 = 27.11$

Example 2 (working in metres):

If you are measuring in metres then simply multiply the length by the width, by the height, to calculate the volume in m³.

Calculation of room size (m³) = L x W x H (metres)

$$3.16\text{m (Length)} \times 3.53\text{m (Width)} \times 2.43\text{m (Height)} = 27.11$$

Therefore the 23m³ model in either Portrait or Landscape format is the right fire for this room specification.

2. Choose a location

Having selected the correct model you will need to choose a location. First ensure a gas supply can be run to your desired location. The fires generally can be mounted onto almost any flat surface. There must be a minimum clearance to the sides of the fire of 100mm and 500mm in front. Clearance to ceilings and floor will vary depending on the type of model. Please check with the installation instructions.

Ensure there is adequate ventilation in the room:

Check to see if an air brick / air vent is located in your room, a lot of new homes will have an air brick fitted already.

If your room does not have an air vent fitted that is a minimum of 100cm², vented directly to the outdoors then one will need to be installed. Modern air vents allow sufficient ventilation into a room but will stop draughts, light and insects coming through, they are also less draughty than a conventional flue / chimney.

Area to be used for calculations:



Why choose flueless

- No chimney or flue required
- 100% efficient, meaning even lower fuel costs
- Simple hang on the wall designs - no recess required
- No hearth required (stove and wall mounted models only)
- Inset hearth mounted designs for traditional fireplace installations
- Pure Heat™ catalytic technology
- Can be installed onto virtually any internal or external wall
- Cleans circulating air of unwanted particles helping neutralise odours and allergens



Model Shown (Left)
eko 5010 shown with red frame.

Details



Model Shown (Above)
eko 5010 with warm brown frame.

Colour options



Feature 1

The portrait format of the eko 5010 is accentuated by the slim, elegant proportions of the decorative frame.

Feature 2

Available in four specially selected colour options, including metallic, the hook-on frame is a sign of intelligent design and high-quality craftsmanship.

Colour options

- 1. Warm Brown
- 2. Metallic Silver
- 3. Red
- 4. Metallic Black

Specifications

Minimum Room Size	23m ³
Fire Type	Flueless Portrait P23G
Efficiency	100%
Control Type/Location	Manual – Rotary (Right)
Heat Input (Max/Min) Gross	2.0kW / 1.0kW
Heat Output (Max/Min) Gross	2.0kW / 1.0kW
Running Costs Per Hour (Max/Min)*	8.54p / 4.27p
Outline Dimensions**	W500 x H585 x D138 (mm)
Installation	Wall mounted
Air Vent Required	100cm ²
Safety	Oxygen Depletion Sensor Flame Failure Device Catalytic converter Glass fronted
Options	4 colours LPG

*Price based on 4.27p/kWh. Gas prices may vary. Please check with your supplier.
**Please refer to Technical specification for more product information.


eko 5010

Creative originality and technology combine to create a truly unique expression of style and personality tailored to suit your individuality.

The eko 5010 is a 100% efficient gas fire that simply hangs on the wall using just four screws. Designed to fit a minimum room size of 23m³ (typically 10'1" x 10'1" with an 8' high ceiling) the portrait format is the perfect focal point for your kitchen, dining room, study and living room.

Available in an array of colours and finishes to enhance any décor. Choose from red, warm brown, metallic silver and metallic black.

Compare at a glance



3 year guarantee



Model Shown (Left)
eko 5020 shown with elegant chrome trim fitted to black frame.

eko 5020

Designed for contemporary living. A stylish fire delivering an impressive heat performance you won't want to live without.

The eko 5020 is built on the popular 23m³ portrait platform. Simply turn the control knob and the pilot will ignite positively. Continue to rotate, and the flame picture can be adjusted from low (1.0kW) through to high (2.0kW), to ensure optimum comfort. Intuitive operation and the emotion it evokes are essential characteristics considered in all ekofires products.

Details



Feature 1

The detachable chrome-effect trim elegantly borders the black mitred frame. Assembled in four-pieces the sophisticated trim is simply positioned using ten magnets.

Feature 2

The ribbon flame burner is manufactured using state-of-the-art manufacturing and production processes.

Feature 3

On its own, the black mitred frame provides a simple understated aesthetic that exudes quality.

Specifications

Minimum Room Size	23m ³
Fire Type	Flueless Portrait P23G
Efficiency	100%
Control Type/Location	Manual – Rotary (Right)
Heat Input (Max/Min) Gross	2.0kW / 1.0kW
Heat Output (Max/Min) Gross	2.0kW / 1.0kW
Running Costs Per Hour (Max/Min)*	8.54p / 4.27p
Outline Dimensions**	W505 x H590 x D136 (mm)
Installation	Wall mounted
Air Vent Required	100cm ²
Safety	Oxygen Depletion Sensor Flame Failure Device Catalytic converter Glass fronted
Options	LPG

*Price based on 4.27p/kWh. Gas prices may vary. Please check with your supplier.
**Please refer to Technical specification for more product information.

Compare at a glance

Efficiency Rating Guide	
Model name	eko 5020
Max. Efficiency (kW/kWh)	100
Heat Input (kW)	2.0 / 2.0
Heat Output (kW)	1.0 / 1.0
Running cost per year (kWh)	52.09

3 year guarantee




Model Shown (Left)
eko 5030 shown with elegant brass trim fitted to black frame.

eko 5030

A sophisticated design tailored to suit a more traditional living space. Warming brass tones frame the simple and tasteful flame picture.

All the benefits of a 100% efficient flueless gas fire; innovative design, no-chimney or flue required, low running costs, simple installation – hang on virtually any flat wall using just four screws, safe catalytic technology and instant warmth.

Details



Feature 1

The polished brass-effect trim distinctly borders the black mitred frame. Assembled in four-pieces the elegant trim is simply positioned using ten magnets.

Feature 2

The enigmatic display of dancing flames is a unique characteristic of the flueless ribbon burner and catalytic technology.

Feature 3

The one-piece black frame is inspired by the simple geometry of a picture frame to offer a familiar traditional appeal.

Specifications

Minimum Room Size	23m ³
Fire Type	Flueless Portrait P23G
Efficiency	100%
Control Type/Location	Manual – Rotary (Right)
Heat Input (Max/Min) Gross	2.0kW / 1.0kW
Heat Output (Max/Min) Gross	2.0kW / 1.0kW
Running Costs Per Hour (Max/Min)*	8.54p / 4.27p
Outline Dimensions**	W505 x H590 x D136 (mm)
Installation	Wall mounted
Air Vent Required	100cm ²
Safety	Oxygen Depletion Sensor Flame Failure Device Catalytic converter Glass fronted
Options	LPG

*Price based on 4.27p/kWh. Gas prices may vary. Please check with your supplier.
**Please refer to Technical specification for more product information.

Compare at a glance

Efficiency Rating Guide	
Model name	eko 5030
Max. Efficiency (as per Energy Label)	100
Heat Input/Output (kW) (Max/Min)	2.0 / 2.0
Running cost per year (kWh) (Max/Min)	52.09

3 year guarantee



Model Shown (Left)
eko 5050 shown with metallic black frame.

eko 5050

Clean lines with a sense of balance and simplicity ensure the landscape proportions sit in harmony with any living space.

The eko 5050 is designed to fit in a minimum room size of 23m³ (typically 10'1" x 10'1" with an 8' high ceiling) and features the same specification of coloured frame as the versatile eko 5010. This revolutionary fire features a compact landscape design with stretched ultra-clean burner to ensure that the impact is even more dramatic than its portrait equivalent.

Available in an array of colours and finishes to enhance any décor. Choose from metallic black, metallic silver, ivory and red.

Colour options



Feature 1

A series of striking colours adds to the overall versatility of this fire. Available in four specially selected colour options, including metallic.

Colour options


1. Metallic Black (opposite)
2. Metallic Silver
3. Ivory
4. Red

Specifications


Minimum Room Size	23m ³
Fire Type	Flueless Landscape L23G
Efficiency	100%
Control Type/Location	Manual – Rotary (Right)
Heat Input (Max/Min) Gross	2.0kW / 1.3kW
Heat Output (Max/Min) Gross	2.0kW / 1.3kW
Running Costs Per Hour (Max/Min)*	8.54p / 5.55p
Outline Dimensions**	W635 x H480 x D138 (mm)
Installation	Wall mounted
Air Vent Required	100cm ²
Safety	Oxygen Depletion Sensor Flame Failure Device Catalytic converters Glass fronted
Options	4 colours LPG

*Price based on 4.27p/kWh. Gas prices may vary. Please check with your supplier.
**Please refer to Technical specification for more product information.

Compare at a glance



3 year guarantee



Model Shown (Left)
eko 5060 shown with silver coloured glass fascia.

eko 5060

Contemporary elegance, inspired beauty and an impressive high quality performance designed to complement a modern lifestyle.

Based on the flexible 23m³ landscape platform the eko 5060 is the perfect solution to instant gas fire warmth. In addition to its compact size and shape, the eko 5060 produces an impressive heat output of 2.0kW, enough to make a real difference to your living space. The simple clean lines and reflective glass fascia makes it a perfect focal point in your living room, kitchen or study.

Details



Feature 1
The slim profile of the eko 5060 is designed to position discreetly into any room without occupying too much space and no recess is required.

Feature 2
The clean, crisp lines of the decorative glass are accompanied by a soft silver finish designed to beautifully enhance the unique dancing flame picture.

Specifications

Minimum Room Size	23m ³
Fire Type	Flueless Landscape L23G
Efficiency	100%
Control Type/Location	Manual – Rotary (Right)
Heat Input (Max/Min) Gross	2.0kW / 1.3kW
Heat Output (Max/Min) Gross	2.0kW / 1.3kW
Running Costs Per Hour (Max/Min)*	8.54p / 5.55p
Outline Dimensions**	W635 x H475 x D147 (mm)
Installation	Wall mounted
Air Vent Required	100cm ²
Safety	Oxygen Depletion Sensor Flame Failure Device Catalytic converters Glass fronted
Options	LPG

*Price based on 4.27p/kWh. Gas prices may vary. Please check with your supplier.
**Please refer to Technical specification for more product information.

Compare at a glance

Efficiency Rating Guide	
Model name	eko 5060
Max. Efficiency (kW/kWh)	100
Heat Input (kW)	2.0 / 2.0
Heat Output (kW)	1.3 / 1.3
Running cost per year (kWh)	52.09

3 year guarantee



Model Shown (Left)
eko 5070 shown with anthracite coloured glass fascia.

eko 5070

Crisp, clean lines reflect its simple modern aesthetic. The selective use of a monochromatic palette complements any interior backdrop allowing the vibrant flames to become centre of attention.

The eko 5070 flueless gas fire creates a stunning feature in any environment. The sophisticated flat-glass fascia with strong exterior angles creates a sense of understated elegance for the modern interior. Designed to fit a minimum room size of 30m³ (typically 11'6" x 11'6" with an 8' high ceiling) the eko 5070 can be installed on virtually any wall and gives you the freedom to create a stunning style statement without the limitations of a flue or chimney.

Details



Feature 1
The two-tone black and anthracite glass fascia features a stylish chamfered top and bottom edge profile to accentuate the landscape proportions.

Feature 2
Linear flame picture.

Specifications

Minimum Room Size	30m ³
Fire Type	Flueless Landscape L30G
Efficiency	100%
Control Type/Location	Manual – Rotary (Right)
Heat Input (Max/Min) Gross	2.6kW / 1.5kW
Heat Output (Max/Min) Gross	2.6kW / 1.5kW
Running costs per hour (Max/Min)	11.1p / 6.41p
Outline Dimensions	W1000 x H600 x D180 (mm)
Installation	Wall mounted
Air vent required	100cm ²
Safety	Oxygen Depletion Sensor Flame Failure Device Catalytic converters Glass fronted
Options	LPG

*Price based on 4.27p/kWh. Gas prices may vary. Please check with your supplier.
**Please refer to Technical specification for more product information.

Compare at a glance

Efficiency Rating Guide	
Model name	eko 5070
Max. Efficiency (kW/kWh)	100
Heat Input (kW)	2.6
Heat Output (kW)	1.5
Running cost per year (p/kWh)	67.72

3 year guarantee

Model Shown (Left)
eko 5090 shown with polished black granite fascia.

Details



Feature 1 & 2
The eko 5090 is available in three premium natural stone finishes. These are beautiful polished black granite (left), classic white Agean limestone (above) and breathtaking travertine (top).

eko 5090

The enhanced proportions of this stylish fire create a beautiful panoramic view of the flames, while the natural stone fascias exude style and a natural glow.

The eko 5090 has been designed to explore the finest natural stone materials, delivering a high end aesthetic that works equally in a contemporary, modern, traditional or classical decor.

The innovative natural stone fascia is manufactured using a clever aluminium honeycomb sub-frame. This process not only helps to increase the manufacturing precision when dealing with natural materials but reduces the weight of the fascia by over 50%.

Behind this stunning fascia is our innovative flueless catalytic technology which delivers the ultimate in efficiency, significantly reducing the running cost while all the time reassuring you that it is one of the safest gas fire technologies in the world.

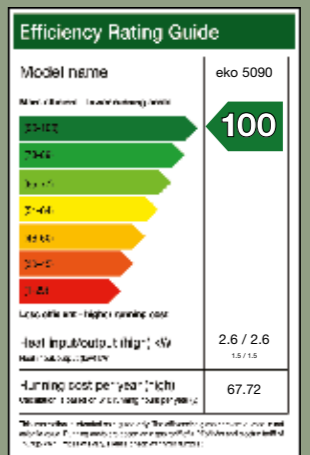
The 5090 has a fully variable heat output from 1.5kW low to 2.6kW high. It is designed for a minimum room size of 30m³ (typically 11'6" x 11'6" with an 8' high ceiling).

Specifications

Minimum Room Size	30m ³
Fire Type	Flueless Landscape LS30G
Efficiency	100%
Control Type/Location	Manual – Rotary (Right)
Heat Input (Max/Min) Gross	2.6kW / 1.5kW
Heat Output (Max/Min) Gross	2.6kW / 1.5kW
Running Costs Per Hour (Max/Min)*	11.1p / 6.41p
Outline Dimensions**	W1100 x H385 x D185 (mm)
Installation	Wall mounted
Air Vent Required	100cm ²
Safety	Oxygen Depletion Sensor Flame Failure Device Catalytic converters Glass fronted
Options	Black Polished Granite Agean Limestone Travertine

*Price based on 4.27p/kWh. Gas prices may vary. Please check with your supplier.
**Please refer to Technical specification for more product information.

Compare at a glance



3 year guarantee



Model Shown (Left)
eko 5510 shown with chrome Mono fret and Classic Plain chrome frame.

Details



Feature 1 & 2
Simplicity is key. The eko 5510 is available in a choice of styles and finishes. Select from a range of frets and one-piece Classic Plain frames. Shown with brass Blenheim fret and one-piece Classic Plain brass frame (above) and Elegance Chrome & Black fret and one-piece Classic Plain chrome frame (top).

eko 5510

Modern clean lines or traditional elegance. The classic appeal of the flueless inset fire provides a combination of benefits from our modern catalytic technology.

The eko 5510 features all the benefits of the inset flueless engine; 100% efficiency, reduced running costs, simple installation, realistic coal fuelbed and a clean burning ribbon burner. Choose from a range of selected frets and one-piece Classic Plain frames to personalise your fire.

The eko 5510 does not require a chimney or flue therefore all the heat generated is distributed into the room and none is lost up the chimney. This clever technology not only saves money on installation but significantly reduces the running cost.

A 43mm spacer frame is fitted as standard to suit a 100mm/4" rebated surround. Should you require this fire to be installed in a 75mm/3" rebated surround you will require a 75mm spacer (not included). For a flat wall fix a 155mm spacer is required (not included).

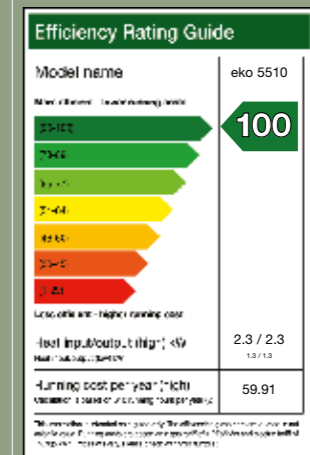
The only considerations when installing this appliance are a minimum room size of 27m², an accessible gas supply and adequate ventilation.

Specifications

Minimum Room Size	27m ²
Fire Type	Flueless Inset Pl27G
Efficiency	100%
Control Type/Location	Manual – Rotary (Bottom)
Heat Input (Max/Min) Gross	2.3kW / 1.3kW
Heat Output (Max/Min) Gross	2.3kW / 1.3kW
Running Costs Per Hour (Max/Min)*	9.82p / 5.55p
Outline Dimensions**	W555 x H605 x D92 (mm)
Installation	Inset - Fireplace
Air Vent Required	100cm ²
Safety	Oxygen Depletion Sensor Flame Failure Device Catalytic converter Glass fronted
Options	75mm spacer for 3" rebate 155mm spacer for flat wall Choice of frets & frames***

*Price based on 4.27p/kWh. Gas prices may vary. Please check with your supplier.
**Please refer to Technical specification for more product information.
***Please refer to Tailoring specification page.

Compare at a glance



3 year guarantee



Model Shown (Left)
eko 5530 shown in silver finish.

eko 5530

An innovative fire with exceptional performance and striking good looks. Today's modern fire offers increased benefits to create a magical ambience.

The confident bold lines of this fire make a modern statement that exudes style and engineering quality. Built on the innovative inset flueless engine it features the same benefits as the wall mounted range; 100% efficiency, reduced running costs, simple installation and a clean burning ribbon burner.

The eko 5530 does not require a chimney or flue. All the heat is distributed into the room, therefore none is lost up the chimney. The clever fascia also acts as an integral spacer to minimise fitting depth and maximise on installation possibilities. The only considerations when installing this appliance are a minimum room size of 27m³, an accessible gas supply and adequate ventilation.

Details



Feature 1
The metallic silver frame of the eko 5530 is a one-piece fascia with seamless joins for a pure aesthetic.


Feature 2
Behind the hinged drop-down access panel lies the rotary manual control knob giving you variable adjustment over the flame picture.

Specifications

Minimum Room Size	27m ³
Fire Type	Flueless Inset Pl27G
Efficiency	100%
Control Type/Location	Manual – Rotary (Bottom)
Heat Input (Max/Min) Gross	2.3kW / 1.3kW
Heat Output (Max/Min) Gross	2.3kW / 1.3kW
Running Costs Per Hour (Max/Min)*	9.82p / 5.55p
Outline Dimensions**	W555 x H605 x D100(mm)
Installation	Inset - Fireplace
Air Vent Required	100cm ²
Safety	Oxygen Depletion Sensor Flame Failure Device Catalytic converter Glass fronted
Options	N/A

*Price based on 4.27p/kWh. Gas prices may vary. Please check with your supplier.
**Please refer to Technical specification for more product information.

Compare at a glance



3 year guarantee



Model Shown (Left)
eko 6010 shown in black with open door design.

Details



Feature 1
A great amount of detail has been spent to emulate the look and feel of a real wood burning stove. The finest materials and finishes have been sought to ensure the eko 6010 is a real focal point in your living space. The eko 6010 is shown above in white with arch door design.

eko 6010

Flueless gas stoves are the latest must-have in home decoration. Powerful, efficient and amazingly versatile heat. At last, a gas stove that is equally at home in urban city living as it is in rural country abodes.

The eko 6010 flueless gas stove looks and feels like a real wood burner but doesn't have any of the drawbacks of a solid fuel stove. No chimney or flue is required, no storage is required for the logs and a flueless gas stove does not require cleaning after use. The simplicity of gas at your finger tips and controllability of heat provides a system that is far superior to operate and cleaner to maintain. In addition to these benefits a flueless stove will be significantly cheaper to install and run.

The flueless stove engine features all the benefits of innovative catalytic technology; 100% efficiency, reduced running costs, simple installation and a new clean burning ribbon burner. As no chimney is required 100% of the heat is distributed into the room, making this stove not only an extremely reliable source of heat but a very affordable one too.

Flueless gas stoves require a minimum room size of 35m³ (typically 12'6" x 12'6" x 8') and 100cm² of purpose provided ventilation.


The eko 6010 features a beautiful solid cast body and is available in matt black or white finish. At the heart of the stove is a large glass window that allows the fire to be enjoyed in all its beauty. There are two door designs to choose from: open or arch. And, finally to add detail and complement the overall aesthetic, a matching door handle and slide control handle is finished in brushed stainless steel.

Specifications

Minimum Room Size	35m ³
Fire Type	Flueless Stove S35G
Efficiency	100%
Control Type/Location	Manual – Slide (Front)
Heat Input (Max/Min) Gross	3.1kW / 1.5kW
Heat Output (Max/Min) Gross	3.1kW / 1.5kW
Running Costs Per Hour (Max/Min)*	13.24p / 6.41p
Outline Dimensions**	W615 x H630 x D385 (mm)
Installation	Freestanding
Air Vent Required	100cm ²
Safety	Oxygen Depletion Sensor Flame Failure Device Catalytic converter Glass fronted
Options	Black with arch door Black with open door White with arch door White with open door

*Price based on 4.27p/kWh. Gas prices may vary. Please check with your supplier.
**Please refer to Technical specification for more product information.

Compare at a glance



28

High efficiency flued gas fires

Our high efficiency range of flued gas fires, incorporate a glass front which optimises heat performance and efficiency while providing a traditional appearance which costs less to run.

Your questions answered

Can I have a glass fronted high efficiency flued gas fire?

Yes, providing you currently have a working fireplace with gas supply and suitably sized fire aperture. See Technical Specification page for dimensions.

*Designed for natural gas only.

How does this work?

The glass front significantly reduces the warm room-air being drawn up the chimney or flue. In addition to this the convection air design draws in present cold room-air and circulates this through the hotbox to produce convected hot air back into the room. This increases performance and optimises efficiency.

Are they safe?

For complete safety and peace of mind all of our fires incorporate an Oxygen Depletion Sensor (ODS), which detect when the oxygen levels in the room fall below a specified level and cause the pilot flame to lift away from the sensing probe. This activates the Flame Failure Device (FFD), which cuts off the gas supply to the fire and renders the appliance safe.

What about installation and servicing?

All gas fires must be installed by a Gas Safe registered engineer. We have designed this fire with the installer in mind so that installation including future servicing is made simple with minimal effort and disruption.



Benefits of high efficiency flued gas fires

- A choice of modern or traditional inset gas fires to fit into your existing fireplace
- Slimline construction
- Patented draft diverter system - ensures safety in the event of down draft flue reversal
- Authentic flame picture with realistic coal fuelbed
- Selection of stylish frets and frames to suit your interior
- Dual safety features: Oxygen Depletion Sensor and Flame Failure Device
- Available in manual control and top slide control options
- Radiant and convected heat



Model Shown (Left)
eko 4010 shown with chrome Mono fret and Classic chrome frame with chrome inlay.



Feature 1 & 2
Behind the glass front of the eko 4010 sits an ultra realistic coal fuelbed capable of radiating a deep warm glow. Shown with brass Elysee fret and one piece Classic brass frame with brass inlay (above). The eko 4015 is the top control model and is designed to facilitate operation without bending down on your hands and knees. Simply operate the top mounted slide control with your forefinger and thumb. Shown with chrome & black Elegance fret and one piece Classic brass frame (top).

eko 4010

A traditionally styled fire with authentic flame picture and impressive warm glow. Our most efficient glass fronted fire is simply a game changer.

The eko 4010 takes the traditional inset gas fire format, typically installed into a fireplace, to the next level. The standard firebox has been completely redesigned to include a sympathetic glass front to increase efficiency, and a patented safety draft diverter system.

With an impressive 90% efficiency and 4.05kW heat output the eko 4010 is the first choice when you require a traditional inset gas fire with authentic flame picture that delivers instant powerful heat.

The eko 4010 can be personalised with optional frets and frames.

eko 4015

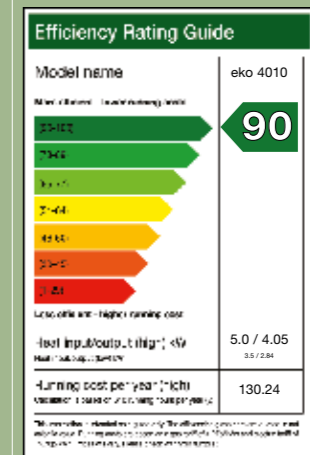
The eko 4015 features a simple and discrete high level slide control mechanism to simplify operation. Simply press down on the control to ignite the fire, and then slide upwards to adjust between low and high setting.

Specifications

Fire Type	Glass Fronted Inset
Chimney/Flue Requirements	Conventional chimney Pre-cast flue Pre-fabricated flue (min. 5")
Efficiency	90%
Control Type/Location	Manual – Rotary (Bottom) Manual – Slide (Top Right)
Heat Input (Max/Min) Gross	5.0kW / 3.5kW
Heat Output (Max/Min) Gross	4.05kW / 2.84kW
Running costs per hour (Max/Min)**	21.35p / 14.95p
Outline Dimensions**	W485 x H585 x D125 (mm)
Installation	Inset - Fireplace
Air vent required	N/A
Safety	Oxygen Depletion Sensor Flame Failure Device
Options	Choice of frets & frames*** Manual – Rotary or Top Control

*Price based on 4.27p/kWh. Gas prices may vary. Please check with your supplier.
**Please refer to Technical specification for more product information.
***Please refer to Tailoring specification.

Compare at a glance



32

Conventional flued gas fires

The main consideration when choosing your gas appliance will be compatibility with your existing flue provision. Whether your home has a flue, a chimney, or none at all, it is still possible to have an ekofires product.

Steps to choosing an appropriate inset fire:

1. Determine your flue type

There are three common types of chimney/flue found in UK houses today, these are a brick chimney, a pre-cast flue and a pre-fabricated flue. The simplest and quickest way of determining which you have is to look up to the roof of your building.

A. Conventional chimney – This category is easily recognised by a chimney stack, with either a pot or gas terminal on your roof, which relies on the natural circulation of air through the room and up your chimney to expel the combustion gases of the appliance.

B. Pre-cast flue – Manufactured and formed into rectangular hollow concrete or clay blocks that travel vertically, up through the wall of your property, to a ridge vent or metal flue terminal on the roof.

C. Pre-fabricated flue – These are usually a metal interlocking flue connected to a flue box, with a terminal as shown on your roof, creating the same circulation of air as a chimney.

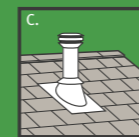
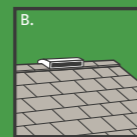
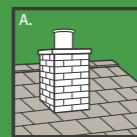
Powerflue – A powerflue is an open fronted appliance which has an electronically driven fan system mounted on the outside wall to expel the flue gases and as such a slight sound is to be experienced. When the fire is not in use, some natural air circulation may occur through the open flue.

2. Determine your available opening dimensions

Next you will need to determine the size of your fireplace opening. Measure the width, height and depth of the aperture to ensure you can accommodate the fire and (where applicable) a debris collection space at the rear of the fire (up to 60mm) to allow any material that may fall down the flue/chimney to drop to the bottom of the void. If you are drawn to a fire that does not fit your available dimensions you may wish to contact a qualified engineer/builder who may be able to increase or decrease the opening dimensions to suit.

3. Choose the design and finish that suits you

If you have any questions or queries then you may wish to visit your local ekofires retailer for friendly impartial advice or for a pre-installation survey.



Your questions answered

What are the running costs of these appliances?

The running costs of each appliance can be calculated quite simply using the following calculation: Running Cost = Energy Input (gross) x Your Gas Bill Tariff.

Example: Energy Input (gross) 6.2kW x Gas Bill Tariff (gross) 4.27p/kWh = Running Cost 26.5p per hour.

Your Gas Bill Tariff figure can be taken from a recent gas bill. Alternatively contact your gas provider for this information.

What safety features are incorporated into the appliances?

All gas fires are fitted with an oxygen depletion sensor (ODS), and all fires have a flame failure device (FFD), for complete safety and peace of mind. Certain appliances within the range have individual safety features detailed within this brochure.

What is an oxygen depletion sensor and a flame supervision device?

An Oxygen Depletion Sensor (ODS) detects when oxygen levels in the room fall below a specified level and cause the pilot flame to lift away from the sensing probe. This activates the flame failure device (FFD), which cuts off the gas supply to the fire and renders the appliance safe.

Are the fires easy to light and operate?

As standard all of our fires come with a rotary control knob, which incorporates a piezo spark ignition, and is fully variable between the preset high and low settings. The rotary control knob is located at the bottom of the fire, behind the decorative fret or frame.

Selected appliances are available with a fingerslide control which is located on the top right-hand side of the fire. The remote control option enables the appliance to be controlled from the comfort of your armchair, a feature especially beneficial to the elderly, disabled or infirm.

Do the appliances require an electrical supply?

Our range of manual rotary control fires feature a piezo spark ignition therefore do not require a battery or mains power supply to operate.

Our fingerslide top control models do require a battery (supplied) for ignition. This is located below the burner.

Our range of remote control fires do not require a mains supply but do require a battery (supplied) for ignition. The remote control also requires batteries.

By nature of their design powerflue appliances require a mains power supply to operate the fan extraction unit.

What ventilation is required?

No additional ventilation is required when installing our conventional open fronted gas fires.

Please note all gas fires must be installed by a Gas Safe registered engineer in accordance with the manufacturer's instructions.

Benefits of efficient open fronted gas fires

- A range of traditional and contemporary inset gas fires to fit into your existing fireplace
- Designed to fit almost any fireplace opening*
- Authentic flame picture with a choice of realistic coal, pebble and log fuelbed*
- Selection of stylish frets and frames to suit your interior
- Powerflue available on selected models for no chimney or flue applications
- Dual safety features: Oxygen Depletion Sensor and Flame Failure Device
- Available for Natural Gas only
- Radiant or convector options

*Depending on selected model.



Model Shown (Left)
eko 3010 shown with brass Elegance fret and one-piece Classic brass frame with brass inlay.

eko 3010

Ageless and ultra slim in design and appearance - an attractive and alluring fire to fit with any fireplace in any living room.

The entry level eko 3010 is particularly suitable for installations into new homes with shallow starter blocks and some pre-cast flue systems, however, is perfectly at home when used with a conventional chimney.

The eko 3010 also has the added benefit of a mains-free ultrasonic remote control (optional extra) that allows you to adjust the flame height from the comfort of your armchair.

eko 3015

The eko 3015 features a simple and discrete high level slide control mechanism to simplify operation. Simply press down on the control to ignite the fire, and then slide upwards to adjust between low and high setting.

Details



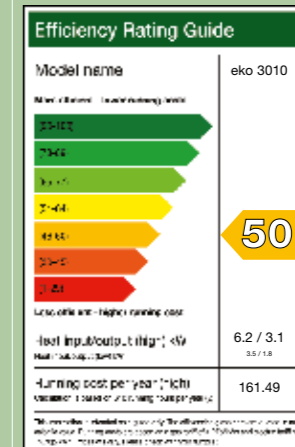
- Feature 1**
Mix and match options. Ultra slim yet classic in design the eko 3010 can be fully tailored to complement your existing décor. Choose from a range of finishes including chrome, black and brass.
- Feature 2**
The eko 3010 is also available with a realistic pebble fuelbed for a more contemporary twist.
- Feature 3**
The elegant Blenheim shown in polished brass is just one of the available fret options that can be selected to personalise your fire.

Specifications

Fire Type	Slimline Radiant
Chimney/Flue Requirements	Conventional chimney Pre-cast flue Pre-fabricated flue (min. 5")
Efficiency	50%
Control Type/Location	Manual – Rotary (Bottom) Manual – Slide (Top Right) Remote Control
Heat Input (Max/Min) Gross	6.2kW / 3.5kW
Heat Output (Max/Min) Gross	3.1kW / 1.8kW
Running Costs Per Hour (Max/Min)*	26.47p / 14.95p
Outline Dimensions**	W485 x H590 x D108 (mm)
Installation	Inset – Fireplace
Air Vent Required	N/A
Safety	Oxygen Depletion Sensor Flame Failure Device
Options	Coal or pebble fuelbed Manual – Rotary, Top Control or Remote Control Choice of frets & frames***

*Price based on 4.27p/kWh. Gas prices may vary. Please check with your supplier.
**Please refer to Technical specification for more product information.
***Please refer to Tailoring specification.

Compare at a glance



3 year guarantee

Model Shown (Left)
eko 3020 shown with mirror side cheeks fitted and brushed stainless steel contemporary frame.



Feature 1 & 2
The eko 3020 is a slimline convector fire with increased efficiency. A unique feature of this fire is the removable mirror side cheeks which are held in place with two discreet screws. Shown with chrome Mono fret and Classic chrome frame with chrome inlay and mirror side cheeks fitted (above). The eko 3025 is the top control model and is shown with brass Elegance fret and one-piece Classic Plain brass frame and mirror side cheeks removed (top).

eko 3020

Mirror finish cheeks captivate the flame picture with an energetic and inviting charm making this one of our most popular fires.

The eko 3020 incorporates a cleverly designed heat exchanger that provides gentle convected warmth and additional heat at no extra running cost. Detachable decorative mirror side cheeks are also included to reflect the stunning flame picture and create the illusion of a full depth effect fuelbed. Of course, if you are looking for a simple black appearance then these can be removed and a elegant choice of modern and traditional frets and frames can be selected.

eko 3021

For homes without a chimney or flue a powerflue version (natural gas only) with manual rotary control is available. The eko 3021 powerflue model can be specified with a coal fuelbed.

eko 3025

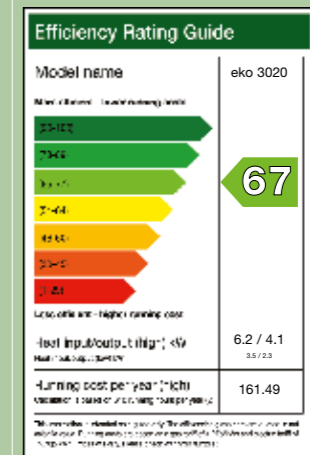
The eko 3025 features a simple and discrete high level slide control mechanism to simplify operation. Simply press down on the control to ignite the fire, and then slide upwards to adjust between low and high setting.

Specifications

Fire Type	Slimline Convector
Chimney/Flue Requirements	Conventional chimney Pre-cast flue Pre-fabricated flue (min. 5")
Efficiency	67%
Control Type/Location	Manual – Rotary (Bottom) Manual – Slide (Top Right) Remote Control
Heat Input (Max/Min) Gross	6.2kW / 3.5kW
Heat Output (Max/Min) Gross	4.1kW / 2.3kW
Running Costs Per Hour (Max/Min)*	26.47p / 14.95p
Outline Dimensions**	W485 x H590 x D122 (mm)
Installation	Inset – Fireplace
Air Vent Required	N/A
Safety	Oxygen Depletion Sensor Flame Failure Device
Options	Powerflue (Manual - Rotary Control only) Coal or pebble fuelbed Removable side cheeks Choice of frets & frames***

*Price based on 4.27p/kWh. Gas prices may vary. Please check with your supplier.
**Please refer to Technical specification for more product information.
***Please refer to Tailoring specification.

Compare at a glance



3 year guarantee



Model Shown (Left)
eko 3030 shown with brass Elegance fret and one-piece Classic brass frame with brass inlay.

Details



Feature (Top Slide Control - eko 3035)
Shown with chrome & black Elegance fret and Classic chrome frame with chrome inlay (above).



Feature 1
Whether you are looking for a classic, traditional or contemporary styled fire then the eko 3030 can be tailored to suit your preference.

Feature 2
For added versatility the eko 3030 can be fitted with one of three realistic fuelbed options: Pebble (above), coal or log.

Feature 3
The deeper fuelbed of the full depth radiant platform provides exceptional performance and a class leading flame picture.

Specifications

Fire Type	Full Depth Radiant
Chimney/Flue Requirements	Conventional chimney Pre-cast flue Pre-fabricated flue (min. 5")
Efficiency	55%
Control Type/Location	Manual – Rotary (Bottom) Manual – Slide (Top Right) Remote Control
Heat Input (Max/Min) Gross	6.8kW / 3.5kW
Heat Output (Max/Min) Gross	3.8kW / 1.9kW
Running Costs Per Hour (Max/Min)*	29.04p / 14.95p
Outline Dimensions**	W485 x H590 x D180 (mm)
Installation	Inset – Fireplace
Air Vent Required	N/A
Safety	Oxygen Depletion Sensor Flame Failure Device
Options	Powerflue (Manual - Rotary Control only) Coal, pebble or log fuelbed Manual – Rotary, Top Control or Remote Control Choice of frets & frames***

*Price based on 4.27p/kWh. Gas prices may vary. Please check with your supplier.
**Please refer to Technical specification for more product information.
***Please refer to Tailoring specification.

eko 3030

Classic and ever-popular coal effect gas fire, available with a range of decorative fire frets and accessories to suit your interior decor.

With the heating potential of 3.8kW, the eko 3030 is more than capable of providing a very warm welcome for any home. The realistic fuelbed is available in either pebble, coal or log and there is a wide choice of traditional and contemporary frets and frames to suit your decor.

The full depth radiant platform is suitable for use in almost all flues, including most pre-cast block flues.

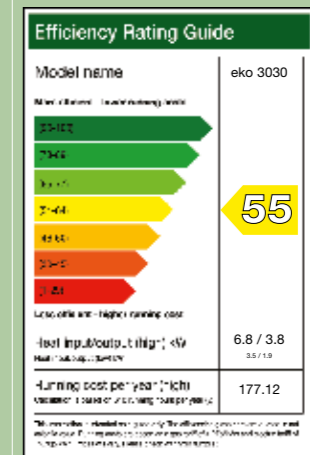
eko 3031

For homes without a chimney or flue a powerflue version (natural gas only) with manual rotary control is available. The eko 3031 powerflue model can be specified with a coal, pebble or log fuelbed.

eko 3035

The eko 3035 features a simple and discrete high level slide control mechanism to simplify operation. Simply press down on the control to ignite the fire, and then slide upwards to adjust between low and high setting.

Compare at a glance



3 year guarantee

Model Shown (Left)
eko 3040 shown with pebble fuelbed and polished aluminium fascia.

eko 3040

Polished aluminium, geometric lines with hand crafted pebbles are signs of craftsmanship and integral beauty of this distinctive design.

Built on the very popular eko 3030 platform, the eko 3040 has been created to provide that extra touch of elegance to your living space. The contemporary lines of the anodised aluminium fascia form a stunning frame to the full depth radiant fuelbed - available in either coal, pebble or log.

As you would expect with a modern fire like this the eko 3040 can be specified as a top control for ease of use, or remote control to allow you to adjust the flame height from the comfort of your chair.

eko 3041

For homes without a chimney or flue a powerflue version (natural gas only) with manual rotary control is available. The eko 3041 powerflue model can be specified with a coal, pebble or log fuelbed.

eko 3045

The eko 3045 features a simple and discrete high level slide control mechanism to simplify operation. Simply press down on the control to ignite the fire, and then slide upwards to adjust between low and high setting.

Details



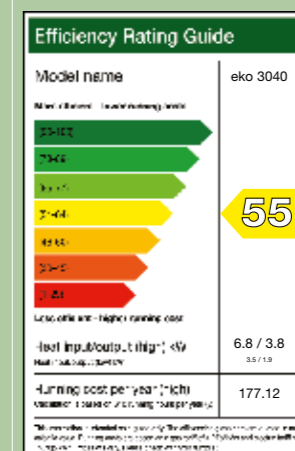
Feature 1
The anodised aluminium frame of the eko 3040 is designed as a premium fascia, with integral control panel, so as not to compromise the pure aesthetic. Shown with coal fuelbed (above).

Specifications

Fire Type	Full Depth Radiant
Chimney/Flue Requirements	Conventional chimney Pre-cast flue Pre-fabricated flue (min. 5")
Efficiency	55%
Control Type/Location	Manual – Rotary (Bottom) Manual – Slide (Top Right) Remote Control
Heat Input (Max/Min) Gross	6.8kW / 3.5kW
Heat Output (Max/Min) Gross	3.8kW / 1.9kW
Running Costs Per Hour (Max/Min)*	29.04p / 14.95p
Outline Dimensions**	W510 x H605 x D180 (mm)
Installation	Inset – Fireplace
Air Vent Required	N/A
Safety	Oxygen Depletion Sensor Flame Failure Device
Options	Powerflue (Manual - Rotary Control only) Coal, pebble or log fuelbed Manual – Rotary, Top Control or Remote Control

*Price based on 4.27p/kWh. Gas prices may vary. Please check with your supplier.
**Please refer to Technical Specification for more product information.

Compare at a glance



3 year guarantee



Model Shown (Left)
eko 3060 shown with brass Blenheim fret and one-piece Classic brass frame with brass inlay.

Details



Feature (Top Slide Control - eko 3065)
Shown with brass Elegance fret and Classic brass frame with brass inlay (above).



- Feature 1**
Designed to fit a Class 1 chimney the eko 3060 is able to offer an extremely deep fuelbed for maximum heat performance.
- Feature 2**
The eko 3060 is available with pebble fuelbed. The cast ceramics are hand decorated to create a more realistic finish.
- Feature 3**
The Blenheim fret in chrome effect creates an ultra stylish look.

Specifications

Fire Type	Full Depth Convactor
Chimney/Flue Requirements	Conventional chimney Pre-fabricated flue (min. 5")
Efficiency	60%
Control Type/Location	Manual – Rotary (Bottom) Manual – Slide (Top Right) Remote Control
Heat Input (Max/Min) Gross	6.8kW / 3.5kW
Heat Output (Max/Min) Gross	4.0kW / 2.1kW
Running Costs Per Hour (Max/Min)*	29.04p / 14.95p
Outline Dimensions**	W485 x H590 x D250 (mm)
Installation	Inset – Fireplace
Air Vent Required	N/A
Safety	Oxygen Depletion Sensor Flame Failure Device
Options	Coal, pebble or log fuelbed Manual – Rotary, Top Control or Remote Control Choice of frets & frames***

*Price based on 4.27p/kWh. Gas prices may vary. Please check with your supplier.
**Please refer to Technical specification for more product information.
***Please refer to Tailoring specification.

eko 3060

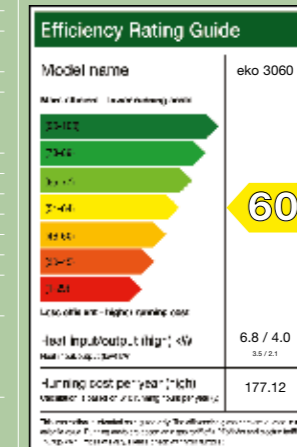
Exceptional in its genre, a time honoured style with full depth fuelbed and burnished radiance to enhance your home.

The eko 3060 successfully combines state-of-the-art performance with traditional good looks. The full depth firebox incorporates a cleverly designed heat exchanger that increase the fire's efficiency by providing convected heat in addition to radiant heat.

eko 3065

The eko 3065 features a simple and discrete high level slide control mechanism to simplify operation. Simply press down on the control to ignite the fire, and then slide upwards to adjust between low and high setting.

Compare at a glance



3 year guarantee



Model Shown (Left)
eko 3080 shown with log fuelbed and Edwardian polished cast iron fascia.

eko 3080

Inspired by classic period fireplaces that transcend the fashions of time. The Edwardian cast iron fascia completely transforms the full depth radiant platform.

The beautiful eko 3080 is built on the best selling full depth radiant platform and is available in manual control, top control and remote control.

The decorative solid cast iron fascia is handcrafted and polished by hand. It is also available in black.

The eko 3080 full depth radiant firebox creates a lively and realistic flame picture with powerful glow radiating out from the heart of the fuelbed. The firebox is also lined with black briquette ceramic panels, which help to increase the efficiency. The eko 3080 feature as standard our decorative coal fuelbed to complement the solid fuel inserts and grates typically found in the 18th and 19th centuries.

All of our gas fires incorporate two safety features; an Oxygen Depletion Sensor (ODS) and Flame Failure Device (FFD) which detect and cut off the gas supply for complete safety and piece of mind.

eko 3081

For homes without a chimney or flue a powerflue version (natural gas only) with manual rotary control is available. The eko 3081 powerflue model can be specified with a coal, pebble or log fuelbed.

eko 3085

The eko 3085 features a simple and discrete high level slide control mechanism to simplify operation. Simply press down on the control to ignite the fire, and then slide upwards to adjust between low and high setting.

Details



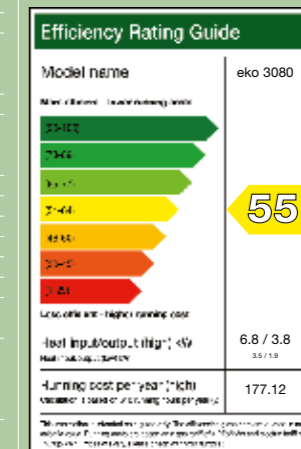
Feature 1
The eko 3080 features a high quality cast iron fascia and is available in either natural polished cast finish or black. The angled sides of the ash pan and subtle detailing are typical of the Edwardian inspired period.

Specifications

Fire Type	Full Depth Radiant
Chimney/Flue Requirements	Conventional chimney Pre-cast flue Pre-fabricated flue (min. 5")
Efficiency	55%
Control Type/Location	Manual – Rotary (Bottom) Manual – Slide (Top Right) Remote Control
Heat Input (Max/Min) Gross	6.8kW / 3.5kW
Heat Output (Max/Min) Gross	3.8kW / 1.9kW
Running Costs Per Hour (Max/Min)*	29.04p / 14.95p
Outline Dimensions**	W485 x H595 x D180 (mm)
Installation	Inset – Fireplace
Air Vent Required	N/A
Safety	Oxygen Depletion Sensor Flame Failure Device
Options	Powerflue (Manual - Rotary Control only) Coal, pebble or log fuelbed Manual – Rotary, Top Control or Remote Control Cast Iron or Black

*Price based on 4.27p/kWh. Gas prices may vary. Please check with your supplier.
**Please refer to Technical specification for more product information.
†Shown with Lincoln Fireplace by Acquisitions.

Compare at a glance



3 year guarantee



Model Shown (Left)
eko 3090 shown with log fuelbed and Victorian polished cast iron fascia.

eko 3090

A classic Victorian design reproducing the authentic iron foundry skills with clarity and precision. Inspired by period fireplaces that exude elegance and luxury living.

The eko 3090 is built on the best selling full depth radiant platform and is available in manual control, slide control or remote control. The cast fascia is available in natural polished cast finish or black.

The full depth radiant engine has an enchanting flame picture with powerful radiating glow which emanates from the decorative effect fuelbed. The eko 3090 has a powerful 3.8kW heat output on high and this is fully adjustable from 1.9kW (low). The real advantage of the full depth radiant fire is that it is very versatile. It is suitable for use in almost all flues, including most pre-cast block flues making it a very popular model.

As with all of our fires, safety is paramount. All of our gas fires include at least two levels of safety. An Oxygen Depletion Sensor (ODS) and Flame Failure Device (FFD). These are fitted to constantly analyse the performance of the fire and in the unlikely event of a problem are able to cut off the gas supply for complete safety and piece of mind.

eko 3091

For homes without a chimney or flue a powerflue version (natural gas only) with manual rotary control is available. The eko 3091 powerflue model can be specified with a coal, pebble or log fuelbed.

eko 3095

The eko 3095 features a simple and discrete high level slide control mechanism to simplify operation. Simply press down on the control to ignite the fire, and then slide upwards to adjust between low and high setting.

Details



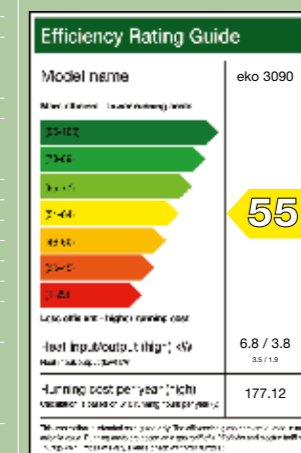
Feature 1
The eko 3090 can be specified as manual control, top control or remote control.

Specifications

Fire Type	Full Depth Radiant
Chimney/Flue Requirements	Conventional chimney Pre-cast flue Pre-fabricated flue (min. 5")
Efficiency	55%
Control Type/Location	Manual – Rotary (Bottom) Manual – Slide (Top Right) Remote Control
Heat Input (Max/Min) Gross	6.8kW / 3.5kW
Heat Output (Max/Min) Gross	3.8kW / 1.9kW
Running Costs Per Hour (Max/Min)*	29.04p / 14.95p
Outline Dimensions**	W485 x H595 x D180 (mm)
Installation	Inset – Fireplace
Air Vent Required	N/A
Safety	Oxygen Depletion Sensor Flame Failure Device
Options	Powerflue (Manual - Rotary Control only) Coal, pebble or log fuelbed Manual – Rotary, Top Control or Remote Control Cast Iron or Black

*Price based on 4.27p/kWh. Gas prices may vary. Please check with your supplier.
**Please refer to Technical specification for more product information.
†Shown with Victorian Carved Corbel Fireplace by Acquisitions.

Compare at a glance



3 year guarantee

48

Class 1 flued gas fires

The main consideration when choosing your gas appliance will be compatibility with your existing flue provision. Whether your home has a flue, a chimney, or none at all, it is still possible to have a lovely focal point in your room.

Conventional gas fires are for homes with a chimney or flue. A chimney or flue typically travels vertically through your property and terminates through the roof. This system relies on the natural circulation of air through the room and up the chimney to expel the combustion gases of the fire.

A chimney or flue is generally constructed in one of three ways: Conventional chimney (Class 1), typically of brick construction; Pre-cast flue (Class 2), formed from hollow blocks which create a flue up through the property, terminating on the roof, and Prefabricated flue (Class 1 & 2), where a series of metal flue pipes run up from a flue box into which the fire is installed.

ekofires recommend a professional fireplace survey prior to purchase and installation.



Benefits

- The perfect choice for when you require lots of flames and a visually strong focal point
- Designed to complement a conventional opening or bespoke fireplace installation
- Authentic flame picture with realistic pebble fuelbed
- Dual safety features: Oxygen Depletion Sensor and Flame Failure Device
- Available for Natural Gas only



Model Shown (Left)
eko 2040 decorative gas fire.

eko 2040

Make a design statement with a strong contemporary focus. The true living flame effect fire combines a sensitive blend of architectural materials and finishes.

The eko 2040 is a stunning contemporary decorative gas fire that provides a real feature for any fireplace. The simple elegant lines and cast stone effect finish make this a very modern appliance that would look equally as good in an inglenook surround as a bespoke architectural fire installation.

Details



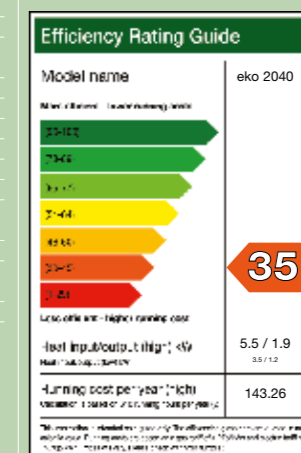
Feature 1
The eko 2040 is a perfectly versatile fire that can be recessed into a hole-in-the-wall application (as shown) or traditional builder's fireplace opening. The sparkling white stone effect of the smooth exterior is highlighted by the understated accent of stainless steel lining the plinth and burner. The soft neutral tones of the hand decorated pebbles are placed on a shingle of ceramic beads that serve to displace the flame, creating a lively and energetic flame picture.

Specifications

Fire Type	Decorative Gas Fire
Chimney/Flue Requirements	Conventional chimney Pre-fabricated flue (min. 7")
Efficiency	35%
Control Type/Location:	Manual – Rotary (Right)
Heat Input (Max/Min) Gross	5.5kW / 3.5kW
Heat Output (Max/Min) Gross	1.9kW / 1.2kW
Running Costs Per Hour (Max/Min)*	23.49p / 14.95p
Outline Dimensions**	W365 x H111 x D285 (mm)
Installation**	Inset – Inglenook fireplace Hole in wall
Air Vent Required	N/A
Safety	Oxygen Depletion Sensor Flame Failure Device
Options	N/A

*Price based on 4.27p/kWh. Gas prices may vary. Please check with your supplier.
**Please refer to Technical specification for more product information.

Compare at a glance



3 year guarantee

52

100% efficient electric fires and stoves

If you don't have a gas supply to your home but want to benefit from a focal point in your living room you may wish to consider an electric fire or stove. Our range of electric products simply plug in to the mains electric supply and can be varied between: flame effect only, or flame effect and heat.

When installing a gas appliance is not an option, an electric fire is an excellent alternative to creating a warm focal point in your home. The main benefit of an electric appliance is ease of installation. Without the constraints of gas supplies and flues, our range of electric fires and stoves simply requires provision of a mains socket close to the appliance location. All fires feature independent flame effects, a 'cool blow' facility that allows operation of the fan without heat.

Technical specifications for installation

Electric fires and stoves require a fixed socket within 1.8 meters of the installed location. The socket must be easily accessible and NOT located directly above the appliance. It is recommended that any open flues be sealed off to prevent down draughts from causing nuisance cut off. These appliances must NOT be installed into bathrooms or within the immediate vicinity of showers or swimming pools. Do not allow appliances to become covered as this may cause overheating.



Your questions answered

What are the running costs of these appliances?

The running cost can be calculated using the calculation: Running Cost = Energy Input x Your Electricity Supply Tariff. Your 'Electricity Supply Tariff' can be taken from a recent electricity bill, or contact your electricity supplier.

Are the fires easy to operate?

We aim to design all of our fires to be easy to use and simple to operate. Our range of electric products feature high-level switches, and certain models a remote control, designed purposely with the elderly or infirm in mind.

What's the difference between an LED and LCD flame effect?

Cleverly arranged LEDs controlled by a microprocessor have enabled us to achieve a much more realistic flame effect which is substantially more reliable and economical to run.

Our premium range of electric products feature an innovative LCD panel and multimedia processor capable of playing a range of real life film sequences. Our flame videos with real crackling log sound effect simply cannot be beaten. All sequences are controlled by remote control.

What safety features are on the appliance?

For your added safety all our electric products are fitted with a thermal trip switch that monitors the temperature inside the appliance, and senses any change if it becomes covered or displaced for any reason.

Can the flame effect be used independent of heat?

All electric appliances benefit by having the flame effect operational on its own for visual enhancement only - without heat.



Model Shown (Left)
eko 1011 shown with curved black glass fascia.

eko 1011

Compact yet refined, this clever electric fire delivers style and performance to your living room where space is a premium.

The eko 1011 is a sleek and sophisticated wall mounted electric fire that simply hangs on the wall. It's ultra stylish curved black glass fascia exudes quality and fits with any modern interior. At the heart of this fire is a stunning log effect fuelbed with low energy LED flame effect that radiates a warm glow providing a beautiful focal point in your room.

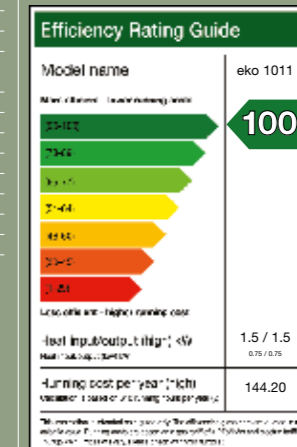
The eko 1011 can be simply positioned on virtually any flat wall and plugs straight into a mains socket. A discrete bottom mounted fan heater with up to 1.5kW heat output gives a real punch of warmth to your room and better still can be operated from the remote control provided.

Specifications

Fire Type	Portrait LED electric fire
Efficiency	100%
Control Type/Location	Manual – Switch (Right) & Remote Control
Heat Input (Max/Min) Gross	1.5kW / 0.75kW
Heat Output (Max/Min) Gross	1.5kW / 0.75kW
Running Costs Per Hour (Max/Min)*	23.64p / 11.82p
Outline Dimensions**	W520 x H620 x D150 (mm)
Installation	Wall mounted
Air Vent Required	N/A
Safety	Thermal Trip Switch
Options	N/A

*Price based on 15.76p/kWh. Electricity prices may vary. Please check with your supplier.
**Please refer to Technical specification for more product information.

Compare at a glance



3 year guarantee



Model Shown (Left)
eko 1050 shown in white with arch door design.

Details



Feature 1
You would be forgiven for thinking this is a real wood burning stove. Choose from a range of video and audio scenes at the touch of a button. Sit back, relax and enjoy the benefits of innovative LCD technology.

eko 1050

Wood burning-effect stoves are the latest must-have in home decoration. Powerful, efficient and amazingly versatile heat. With the next generation of electric stoves you too can create a realistic focal point that works equally in urban city living as it is in rural country abodes.

The eko 1050 electric stove looks and feels like a real wood burner but doesn't have any of the drawbacks of a solid fuel stove. No chimney or flue is required, no storage is required for the logs and an electric stove does not require cleaning after use. The simplicity of electric at your finger tips and controllability of heat provides a system that is far superior to operate and cleaner to maintain. In addition to these benefits an electric stove will be significantly cheaper to install as you will simply only need to plug in to feel the heat.

At the heart of the stove is our intelligent LCD microprocessor technology that redefines the way we emulate a real burning fire. The eko 1050 features a range of real-life film sequences setting a new standard in digital electric fire design. The log effect and fire effect scenes feature actual crackling of the logs and all scenes can be controlled by the remote control.

The eko 1050 features a beautiful solid cast body and is available in matt black or white finish. At the heart of the stove is a large window that allows the LCD screen to be enjoyed in all its beauty. This stunning stove can be personalised with either "classic arch" or "open" door design.


The eko 1050's heat comes from a cleverly designed bottom mounted front facing fan heater that is invisible to the eye. However, don't underestimate this clever design feature as you will be warmly reassured that the powerful 2kW fan heater can make a welcome difference to any room.

Specifications

Fire Type	LCD electric stove
Efficiency	100%
Control Type/Location	Manual – Switch (Top) & Remote Control
Heat Input (Max/Min) Gross	2.0kW / 1.0kW
Heat Output (Max/Min) Gross	2.0kW / 1.0kW
Running Costs Per Hour (Max/Min)*	31.5p / 15.76p
Outline Dimensions**	W615 x H630 x D385 (mm)
Installation	Stand-alone
Air Vent Required	Inset – Fireplace
Safety	N/A
Options	Thermal Trip Switch
	Black with arch door
	Black with open door
	White with arch door
	White with open door

*Price based on 15.76p/kWh. Electricity prices may vary. Please check with your supplier.
**Please refer to Technical specification for more product information.

Compare at a glance



3 year guarantee



Model Shown (Left)
eko 1070 Reflections shown with brass Elegance fret and one-piece Classic brass frame with brass inlay.

eko 1060/70

Decorative heat at your finger tips. Modern technology creates this enchanting range of innovative electric fires with a traditional flame picture and attractive warm glow.

Combining a flickering flame effect and under bed glow the eko 1060 and 1070 range of low energy LED electric fires provides a real alternative to a gas fire that can be adapted to fit almost any fireplace requirement, thanks to it's two-part spacer frame.

A powerful fan heater is discretely positioned under the front canopy and can be varied between: Off, 1kW or 2kW. Both models also include a flame effect only setting when no heat is required.

Details



Feature 1 & 2
The flame effect of the eko 1060 (left) and eko 1070 (right) are shown above for comparison. Both models are identical in their specification and function however, the screen is updated in the eko 1070 to create a more realistic 3D flame effect.

eko 1060

The entry level eko 1060 features an opaque screen which provides a warm flame picture with deep red tones.

eko 1070

The eko 1070 Reflections model features an updated screen. A premium piece of reflective glass increases the perceived depth of the fire by reflecting the coal fuelbed into the mirrored glass. This gives a much more realistic and vibrant flame picture and creates the illusion that the flames are originating from between the front and rear reflected coals.

Specifications

Fire Type	Inset LED electric fire
Efficiency	100%
Control Type/Location	Manual – Switch (Top Hood)
Heat Input (Max/Min) Gross	2.0kW / 1.0kW
Heat Output (Max/Min) Gross	2.0kW / 1.0kW
Running Costs Per Hour (Max/Min)*	31.5p / 15.76p
Outline Dimensions**	W485 x H595 x D114 (mm)
Installation	Stand-alone Inset – Fireplace
Air Vent Required	N/A
Safety	Thermal Trip Switch
Options	Standard Flame Picture Reflections Flame Picture Choice of frets & frames***

*Price based on 15.76p/kWh. Electricity prices may vary. Please check with your supplier.
**Please refer to Technical specification for more product information.
***Please refer to Tailoring specification.

Compare at a glance

Efficiency Rating Guide	
Model name	eko 1060/70
Max. Thermal Efficiency (kW)	100
Heat Input (kW)	2.0 / 2.0
Heat Output (kW)	1.0 / 1.0
Running cost per year (pounds)	192.27

3 year guarantee

Tailoring specification


Available options

■ Indicates non-applicable.


	Type	Remote control	Coal	Log	Pebble	LPG
100% efficient flueless gas fires and stoves						
eko 5010	Flueless Wall Hung					✓
eko 5020	Flueless Wall Hung					✓
eko 5030	Flueless Wall Hung					✓
eko 5050	Flueless Wall Hung					✓
eko 5060	Flueless Wall Hung					✓
eko 5070	Flueless Wall Hung					✓
eko 5090	Flueless Wall Hung					
eko 5510	Flueless Inset		✓			
eko 5530	Flueless Inset					
eko 6010	Flueless Stove			✓		✓
High efficiency glass fronted gas fires						
eko 4010	Glass fronted		✓			
eko 4015	Glass fronted Top Control		✓			
Conventional open fronted gas fires						
eko 3010	Slimline Radiant	✓	✓		✓	
eko 3015	Slimline Radiant Top Control		✓		✓	
eko 3020	Slimline Convector	✓	✓			
eko 3021	Slimline Convector Powerflue		✓		✓	
eko 3025	Slimline Convector Top Control		✓		✓	
eko 3030	Full Depth Radiant	✓	✓	✓	✓	
eko 3031	Full Depth Radiant Powerflue		✓	✓	✓	
eko 3035	Full Depth Radiant Top Control		✓	✓	✓	
eko 3040	Full Depth Radiant	✓	✓	✓	✓	
eko 3041	Full Depth Radiant Powerflue		✓	✓	✓	
eko 3045	Full Depth Radiant Top Control		✓	✓	✓	
eko 3060	Full Depth Convector	✓	✓	✓	✓	
eko 3065	Full Depth Convector Top Control		✓	✓	✓	
eko 3080	Full Depth Radiant	✓	✓	✓	✓	
eko 3081	Full Depth Radiant Powerflue		✓	✓	✓	
eko 3085	Full Depth Radiant Top Control		✓	✓	✓	
eko 3090	Full Depth Radiant	✓	✓	✓	✓	
eko 3091	Full Depth Radiant Powerflue		✓	✓	✓	
eko 3095	Full Depth Radiant Top Control		✓	✓	✓	
Class 1 open fronted gas fires						
eko 2040	Decorative Gas Fire				✓	
100% efficient electric fires and stoves						
eko 1011	Electric Wall Hung	✓		✓		
eko 1050	Electric Stove	✓	✓	✓		
eko 1060/70	Electric Inset		✓			

Frets and frames available to choose

Frets



Frames



Slide Control frames are referenced by 5 at the end of the part number e.g. Classic Inlay Brass/Brass FRM10 = Manual Control, FRM15 = Slide Control
 * Frames not available in Slide Control

Technical specification

Product dimensions

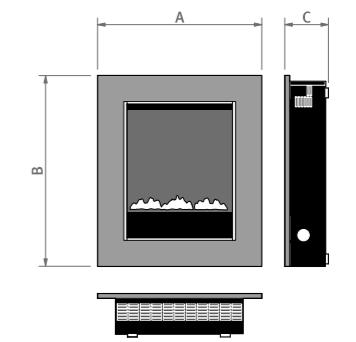
■ Indicates non-applicable. Dimensions are in mm.

	Type	Product dimensions						Powerflue only			Opening dimensions				
		A	B	C	D1	D2	E	F Min	F Max	G	X Min	X Max	Y Min	Y Max	Z Min
100% efficient flueless gas fires and stoves															
eko 5010	Flueless Wall Hung	500	585	138											
eko 5020	Flueless Wall Hung	505	590	136											
eko 5030	Flueless Wall Hung	505	590	136											
eko 5050	Flueless Wall Hung	635	480	138											
eko 5060	Flueless Wall Hung	635	475	147											
eko 5070	Flueless Wall Hung	1000	600	177											
eko 5090	Flueless Wall Hung	1100	385	185											
eko 5510	Flueless Inset	495	620	92*	405	405	555				410	425	555	570	112*
eko 5530	Flueless Inset	555	605	100	405	405	555				410	420	550	560	120
eko 6010	Flueless Stove	615	630	385											
High efficiency glass fronted gas fires															
eko 4010	Glass Fronted Inset	485	590	125	280	395	550				410	450	555	575	145
eko 4015	Glass Fronted Inset	485	590	125	280	395	550				410	450	555	575	145
Conventional open fronted gas fires															
eko 3010	Slimline Radiant	480	590	110	215	350	545				350	450	540	575	130
eko 3015	Slimline Radiant Top Control	480	590	110	215	350	545				350	450	540	575	130
eko 3020	Slimline Convector	480	590	120	235	380	545				380	440	540	575	140
eko 3021	Slimline Convector Powerflue	480	590	120	235	380	545	100	600	245	380	450	540	580	140
eko 3025	Slimline Convector Control	480	590	120	235	380	545				380	440	540	575	140
eko 3030	Full Depth Radiant	480	590	180	245	375	565				375	450	540	575	200
eko 3031	Full Depth Radiant Powerflue	480	590	180	245	375	565	100	600	245	375	460	565	580	200
eko 3035	Full Depth Radiant Top Control	480	590	180	245	375	565				375	450	540	575	200
eko 3040	Full Depth Radiant	510	605	180	245	375	565				375	450	540	575	200
eko 3041	Full Depth Radiant Powerflue	510	605	180	245	375	565	100	600	245	375	450	540	575	200
eko 3045	Full Depth Radiant Top Control	510	605	180	245	375	565				375	450	540	575	200
eko 3060	Full Depth Convector	480	590	250	380	380	545				380	440	545	575	270
eko 3065	Full Depth Convector Top Control	480	590	250	380	380	545				380	440	545	575	270
eko 3080	Full Depth Radiant	485	595	180	245	375	565				375	450	540	575	200
eko 3081	Full Depth Radiant Powerflue	485	595	180	245	375	565	100	600	245	375	460	565	580	200
eko 3085	Full Depth Radiant Top Control	485	595	250	380	380	545				380	450	540	575	270
eko 3090	Full Depth Radiant	485	595	180	245	375	565				375	450	540	575	200
eko 3091	Full Depth Radiant Powerflue	485	595	180	245	375	565	100	600	245	375	460	565	580	200
eko 3095	Full Depth Radiant Top Control	485	595	250	380	380	565				380	450	540	575	270
Class 1 open fronted gas fires															
eko 2040	Decorative Gas Fire	365	111	285							455	545	360	470	355
100% efficient electric fires and stoves															
eko 1011	Electric Wall Hung	500	585	138											
eko 1050	Electric Stove	615	630	385											
eko 1060/70	Electric Inset	480	590	114	390	390	555				400	460	560	580	0**

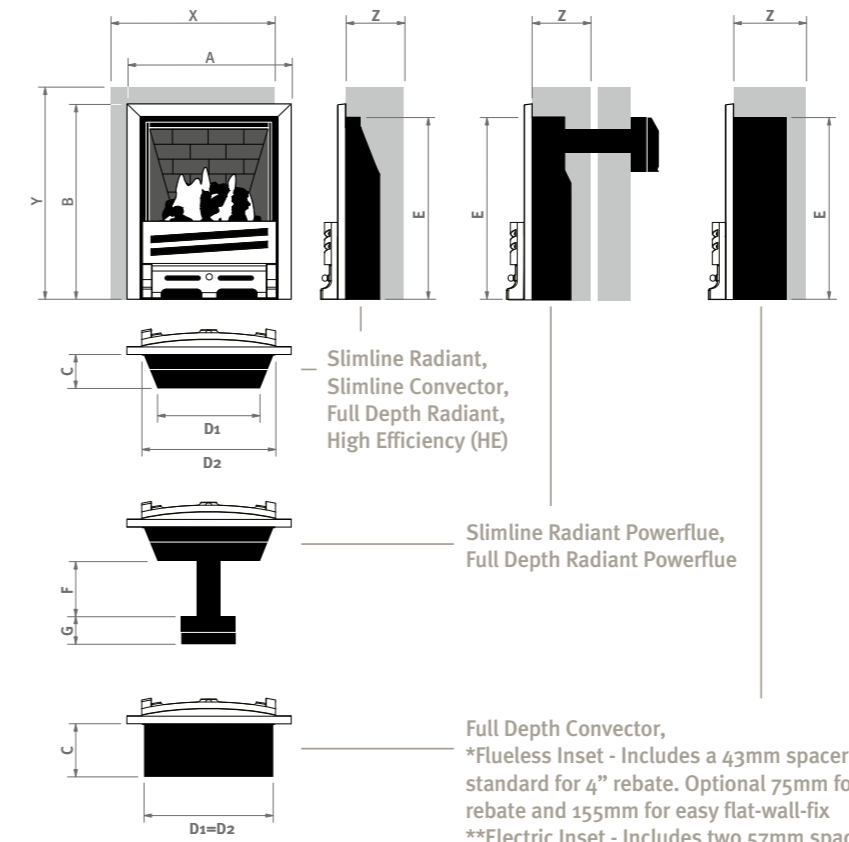
Product schematics

- A Overall width
- B Overall height
- C Overall/Firebox depth
- D Firebox width (Min/Max)
- E Firebox height
- F Powerflue flue length (Min/Max)
- G Powerflue fan box depth
- X Fireplace opening width (Min/Max)
- Y Fireplace opening height (Min/Max)
- Z Fireplace opening depth (Min - includes 20mm debris collection space. NB:60mm if previously used with solid fuel or oil burning appliance)

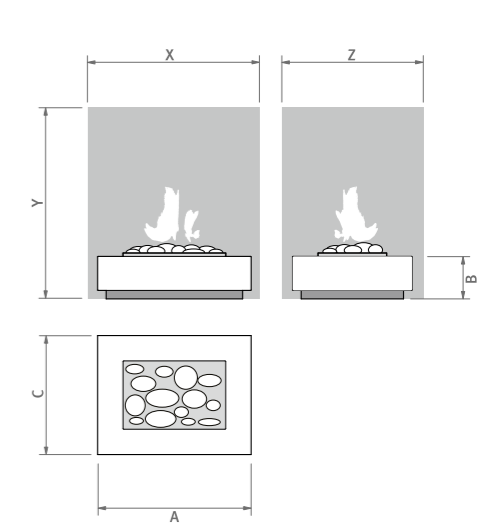
Wall hung fires & stove



Inset fires



Decorative gas fire



Full Depth Convector,
*Flueless Inset - Includes a 43mm spacer as standard for 4" rebate. Optional 75mm for 3" rebate and 155mm for easy flat-wall-fix
**Electric Inset - Includes two 57mm spacers (total 114mm) for easy flat-wall-fix

3 Year Guarantee - Terms & Conditions

The 3 year guarantee is only applicable to purchases made through an authorised ekofires stockist. Please see our ekofires website, www.ekofires.co.uk for a list of authorised stockists. Any purchase(s) made through an unauthorised stockist(s) will be eligible for a statutory 1 year guarantee.

For all gas fires purchased the 3 year guarantee commences from the date of purchase, provided that the following 4 terms and conditions are adhered to:

1. For any claim to be made within the 3 years from date of purchase you will be required to provide and supply us with your proof of purchase.
2. Your gas fire must have been commissioned by a Gas Safe registered engineer, evidence of which you must provide together with the a registration number.
3. Your appliance must have been serviced annually by a Gas Safe registered engineer, evidence of which must be provided, such as the receipt.
4. Purchase(s) must be made through an authorised stockist.

Please note all consumable items such as any ceramics including; coals, pebbles, the matrix, front strips, side cheeks, rear panels and tapered rear panels are not covered by the 3 year guarantee.

For all electric fires purchased the 3 year guarantee commences from the date of purchase, providing that you can supply the proof of purchase. This does not cover consumable items such as pebbles, coals or light bulbs. Purchase(s) must be made through an authorised stockist.

Focused

All fires are manufactured under strict guidelines of BS EN ISO9001, an internationally recognised standard for Quality management. ISO9001 governs many aspects of the company, from the goods inwards procedures of checking the quality of components coming in to our factories, through production control, to customer service available for appliances manufactured by us. In 2000, we become the first company in our sector to be accredited with BS EN ISO14001. This standard marks our commitment to the environment and covers everything from recycled materials and biodegradable products, to energy efficiency within the work place.

Patent information

All flueless gas fires are protected under patent GB2275331B. Our range of high efficiency flued gas fires are protected under patent GB2356698B.

Making a claim

Making a claim is easy. If you wish to make a claim under our 3 year guarantee and all the terms and conditions for your product have been met then please submit the following information for the attention of the 3G Service Department to the address below. Alternatively, you can email or fax.

ekofires, 3G Service Department, Reid Street, Christchurch, Dorset, BH23 2BT.

Email: 3g@ekofires.co.uk, Fax. 01202 588 639.

Details required:

1. Name, full address including post code and contact telephone number.
2. Receipt of purchase or credit card statement.
3. Original installers Gas Safe registration number (gas fires only).
4. Annual service receipt for every 12 months (gas fires only).

Please note that this does not affect your statutory rights.

Important notice

This brochure was correct at publication, however as our policy is one of continual development and improvement specifications may be subject to change. Any such changes will not adversely affect the performance or safety of the appliance.

All flueless appliances are intended as a secondary source of heat and should only be used with some form of background heating present. All appliances must be installed in a correctly ventilated space in accordance with the manufacturer's installation instructions and the rules in force.

This brochure is for guidance only and is not intended to replace the installation manual, which provides more detailed information.

All of our fires carry CE Approval which is compulsory for all gas and electric fires sold within the EU.

Specifications are valid for Great Britain and Republic of Ireland only.

May 2015 (8). ©ekofires.



Reid Street
Christchurch
Dorset
BH23 2BT
Telephone. 01202 588 638
Fax. 01202 588 639

www.ekofires.co.uk

3year
guarantee