



**BELTANE**  
**STOVES**  
WOODBURNING AND MULTIFUEL STOVES

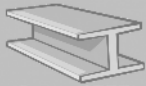
FREESTANDING, INSET AND CONTEMPORARY STOVES

3.2

KW OUTPUT



AIRWASH  
SYSTEM



5MM STEEL  
BODY



CAST IRON  
GRATE



25CM LOG  
LENGTH

SUITABLE  
FOR 12MM  
FLOOR  
PLATE



SMOKE  
EXEMPT

MF

MULTIFUEL

BRUE



New for 2016 the 3.2kW Brue is the smallest stove in the Beltane Stoves family. Made from tough 5mm steel this small multifuel stove is ideal for modern room sizes. Classed as an appliance approved by Defra to burn wood in smoke control areas, this, and its compact size, makes it perfect for your home.



CHEW



4.6

KW OUTPUT



AIRWASH  
SYSTEM



5MM STEEL  
BODY



CAST IRON  
GRATE



35CM LOG  
LENGTH



SUITABLE  
FOR 12MM  
FLOOR  
PLATE



SMOKE  
EXEMPT

MF

MULTIFUEL

The Chew 4.6kW stove is the flagship of the Beltane Stoves range, fully multifuel you can burn wood or smokeless fuels on the Chew with the help of its easy to use dual air control levers. The large glass, cast iron grate and tough 5mm steel body make this stove an ideal statement piece for any room.



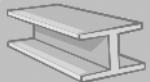
SHEPPEY

8

KW OUTPUT




AIRWASH  
SYSTEM



5MM STEEL  
BODY



CAST IRON  
GRATE



35CM LOG  
LENGTH

SUITABLE  
FOR 12MM  
FLOOR  
PLATE



SMOKE  
EXEMPT

MF

MULTIFUEL



The Sheppey 8kW stove is a lovely addition to any larger room, with its large glass it provides a fantastic fire view and it's easy to use with it's air cooled handle. The Sheppey also has all of the mod cons including airwash system, cast iron grate and simple air controls.





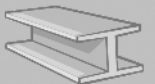
MIDFORD

10

KW OUTPUT



AIRWASH  
SYSTEM



5MM STEEL  
BODY



CAST IRON  
GRATE



50CM LOG  
LENGTH

SUITABLE  
FOR 12MM  
FLOOR  
PLATE

The Midford is an impressively sized new woodburning stove. It is built with double doors to enable easier loading of the fire box and will take logs up to a 500mm long. If you need to heat a larger space the Midford is a good choice. Midford is built with a high specification, air washed glass, cast grates, and 30mm vermiculite chamber.

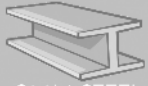


5

KW OUTPUT



AIRWASH  
SYSTEM



3MM STEEL  
BODY



CAST IRON  
GRATE



25CM LOG  
LENGTH



SMOKE  
EXEMPT

MF

MULTIFUEL

HOLFORD



New for 2017 the Holford is the only inset stove within the Beltane range. With its sleek finish and air wash technology, this little inset is the perfect fit for an existing 16" British fireplace with a 3 sided frame or placed higher in the wall with the 4 sided frame.

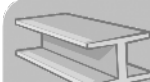
DANBURN  
Samsø



5  
kW OUTPUT



AIRWASH  
SYSTEM



3MM STEEL  
BODY



CAST IRON  
GRATE



25CM LOG  
LENGTH

SUITABLE  
FOR 12MM  
FLOOR  
PLATE

  
**DANBURN**

Contemporary and sleek, the Danburn Samsø offers an ideal log storage area under the stove, making reloading easier and bringing the fireview up into the room. The modern styling and angular lines of the stove are a perfect match for the modern home.



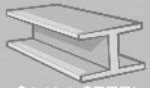


6

KW OUTPUT



AIRWASH SYSTEM



3MM STEEL BODY



CAST IRON GRATE



25CM LOG LENGTH

SUITABLE FOR 12MM FLOOR PLATE

# DANBURN Mandø



Rømø



The Danburn Rømø & Mandø have a gently curved door and full convection body for improved heat distribution, the door is secured with a multi-point locking system. Both models are fitted with an impressive combustion chamber which operates from 3kW to 7 kW. This cleanburn stove impresses well beyond its price. Available in two heights, Danburn Rømø stands at 1000mm while the Mandø is a more compact 814mm.



DANBURN  
Laesø

6  
KW OUTPUT



AIRWASH  
SYSTEM



3MM STEEL  
BODY



CAST IRON  
GRATE



25CM LOG  
LENGTH

SUITABLE  
FOR 12MM  
FLOOR  
PLATE



  
**DANBURN**

At 6kW the Danburn Laesø offers a log storage area below the stove as well as a warming shelf built in, for everything from bread to pasties. Perfect for the modern home and family.



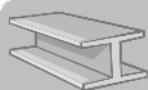
# DANBURN Fanø

6

KW OUTPUT



AIRWASH  
SYSTEM



3MM STEEL  
BODY



CAST IRON  
GRATE



25CM LOG  
LENGTH

SUITABLE  
FOR 12MM  
FLOOR  
PLATE



  
**DANBURN**



New for 2016 The Danburn Fanø is a very contemporary convection stove. The modular designed body is both beautiful and practical, fitted with a large glass door and an impressive combustion chamber with cast iron grate, this stove will operate from 3kW to 7 kW.

# SPECIFICATIONS

Stove	Distance to combustibles (mm)	Distance to centre of top outlet (mm)	Height to centre of rear outlet (mm)	Outlet diameter (mm)	Dimensions H x W x D (mm)	Building in dimensions H x W x D (mm)	Inset box dimensions H x W x D (mm)	Weight	Total Output W=Wood C=Smokeless Fuels	Efficiency W= Wood C= Smokeless Fuels	CO @ 13% O2	Energy Rating
Beltane Brue	Rear: 770 Sides: 480	107	400	125	525 x 380 x 280	N/A	N/A	60kg	W & C 3.2kW	W 86% C 83%	0.25	A+
Beltane Chew	Rear: 350 Sides: 550	130	520	125	606 x 490 x 320	N/A	N/A	70kg	W & C 4.6kW	W 80% C 78%	0.29	A
Beltane Sheppey	Rear: 380 Sides: 550	140	530	150	660 x 460 x 400	N/A	N/A	90kg	W & C 8.0kW	W 80 % C 72%	0.16	A+
Beltane Midford	Rear: 300 Sides: 475	140	530	150	660 x 460 x 705	N/A	N/A	120kg	W 10kW	W 77.4	0.29	A
Beltane Holford	Rear:n/a Sides:n/a	112	N/A	150	680 x 547 x 335	590 x 430 x 345	550 x 408 x 335	65.5kg	W & C 5kW	W 80.4%	0.1	A+

**Beltane Holford Inset Stove Frame Dimensions:**

3 Sided Frame 50mm H x W: 595 x 500mm

4 Sided Frame 50mm H x W: 645 x 500mm

Danburn Mandø	Rear:200 Sides:300	194	690	150*	814 x 510 x 479	N/A	N/A	112kg	W 6.1 kW	W 80%	0.08	A
Danburn Rømø	Rear: 200 Sides:300	194	877	150*	1001 x 510 x 479	N/A	N/A	112kg	W 6.1 kW	W 80%	0.08	A
Danburn Samsø	Rear:200 Sides:300	148	860	150*	985 x 430 x 361	N/A	N/A	91kg	W 5kW	W 82.3%	0.06	A
Danburn Laesø*	Rear:250 Sides:600	142	N/A	150*	927 x 437 x 330	N/A	N/A	68kg	W 6.6 kW	W 81.1%	0.07	A
Danburn Fanø	Rear:200 Sides:300	155	665	150*	800 x 440 x 450	N/A	N/A	112kg	W 6.1 kW	W 80%	0.08	A

\*Danburn collars have an internal diameter of 138mm, requiring an increaser adaptor for 150mm flue pipe..

\*Danburn Laesø collar is part of the body of the stove







Beltane Stoves and Danburn are both covered by a 2 year guarantee against manufacturing defects. The guarantee covers the stove body but does not cover damage caused by faulty operation such as overheating of the stove. The guarantee does not cover damage to replaceable parts such as glass or firebricks.

Beltane Stoves and Danburn have a policy of continuous improvement and reserve the right to change specification without prior notice.

Beltane Stoves  
Unit H1  
Mendip Industrial Estate  
Rooksbridge  
BS26 2UG

Dan Burn  
Tømmervej 3  
6800  
Varde  
Danmark

01934 750500  
info@eurostove.co.uk  
www.eurostove.co.uk

01934 750500  
info@eurostove.co.uk  
www.eurostove.co.uk

Version 2 January 2018

