

# burley

MADE IN  
BRITAIN

## flueless gas fires & stoves

### The Lynwood Suite



Limestone surround which includes the Astute fire

Burley's range of Flueless gas fires give levels of convenience, efficiency and safety to which flued gas fires can only aspire. There is no requirement for a chimney of any type and with the new surrounds, a beautiful instant fireplace can be created easily and quickly. All flueless fires are 100% efficient, making them A Energy Rated.

## Astute



Astute 4113-R with extruded Outline trim in chrome and black, shown in Lynwood surround

The Astute and Acumen flueless gas fires are designed to fit either into a hole-in-the-wall setting or can be semi-inset when using the custom-made surrounds



Astute 4113-R with Silhouette trim shown in Lynwood surround

## Watersmeet Suite

No fireplace, no chimney...no problem. This beautiful limestone surround gives the perfect setting for the Acumen fire, providing an easy to install fireplace.



Watersmeet Suite model 7111 including Acumen fire without trim

## Acumen



Acumen 4111-R with Silhouette trim

Acumen 4111-R with Eclipse trim





## Perception

The Perception, with realistic hand-painted pebbles and solid cast front, makes a striking impression in both traditional and contemporary surroundings. Inset into a standard fireplace opening or simply freestanding against a flat wall.



4264 / 4264-R / 4264-S



4260 / 4260-R / 4260-S



100%  
EFFICIENT

4267 / 4267R / 4264-S

## Image



The Image is a contemporary and versatile fire which can be wall mounted or semi-inset.

4237 / 4237-R  
brushed steel





100%  
EFFICIENT

## New

The Environ and Perception are now available with a high level slide control option, simple easy to reach operation.



4242 / 4242-R / 4242-S



## Environ

This established best seller offers one contemporary and four traditional models, all of which combine fine styling with 100% efficiency. Both the Environ and the Perception will freestand against a flat wall or inset into a standard fireplace opening.



4247 / 4247-R / 4247-S

4240 / 4240-R / 4240-S



4248 / 4248-R / 4248-S



4244 / 4244-R / 4244-S



## Ambience & Esteem stoves

Handsome cast stoves with the classic good looks and homeliness of a traditional wood stove but without the inefficiency or mess of a chimney or flued fire.

Manual or Remote control.



Esteem 4231 log / 4221 coal



Ambience 4121





Longitude 4530 with Satin trim



Latitude 4500 with Orbital trim

## Latitude and Longitude

The stunning sleek design of the Latitude and Longitude, make a perfect centrepiece for contemporary living areas.

Both models are extremely slim in design which means that they can be fitted on a flat wall without being recessed.

Both models are available with either the Satin, Orbital or Contrast trim. The Satin trim is hand polished making every single one unique.



Latitude 4500 with Contrast trim

# fixed flueless gas fires – how do they work?

## Introduction

Many people are confused as to how a flueless gas fire can operate, the easiest thing to do is to compare it to the smallest ring on a gas cooker as they use a similar amount of gas. Unlike a gas ring however, Burley's flueless fires have catalytic converters and monitoring sensors.

*Burley* introduced fixed flueless gas fires to Britain in 1999. Although the concept is relatively new in this country, fixed flueless gas fires have a long established history in Japan (where there are 40 million), the United States (approximately 20 million) and Australia.

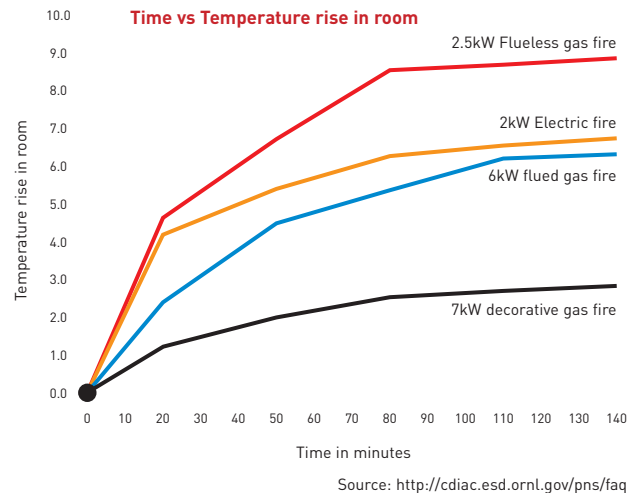
Fixed flueless gas fires give a combination of convenience, efficiency and safety which flued fires can never equal.

## Efficiency

Most of the heat from an open flued gas fire or solid fuel fire goes straight up the chimney. By comparison 100% of the heat generated by a flueless gas fire goes to heating the room.

A 2.5kW flueless gas fire (*Burley Environ*), a typical 6kW inset flued gas fire (quoted efficiency 59%), a decorative flued gas fire and a 2kW electric fire were tested in the living room of a typical detached house. The flueless gas fire produced over 3 times more heat per kilowatt than the flued gas fire and over 12 times more heat than the decorative gas fire. In other words the flued gas fire lost over 70% of the heat up the chimney and the decorative fire lost over 90%.

If the 15 million flued gas fires in Britain were replaced by flueless fires, the country would save around 23,500,000,000 kilowatts of gas every year (costing £1,600,000,000) which in turn would reduce carbon dioxide emissions by over 4,200,000 tonnes every year.



## Safety

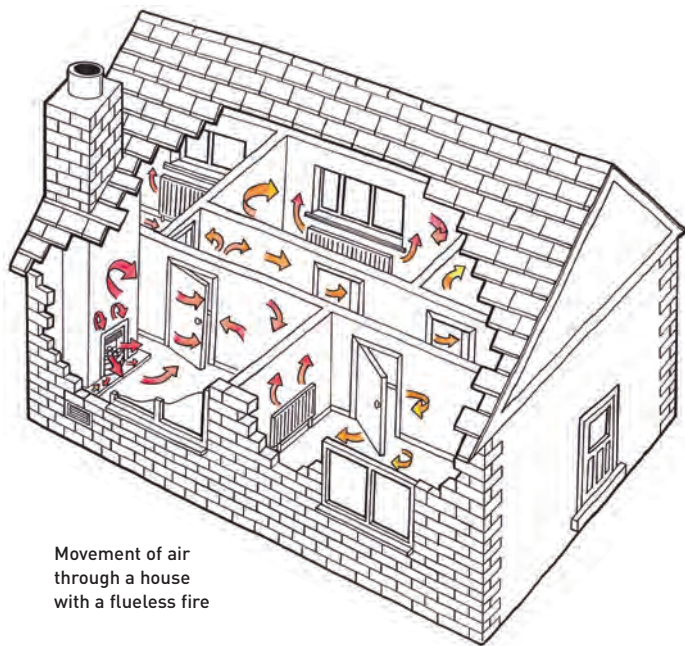
As *Burley's* flueless gas fires do not rely on a chimney, they provide an unsurpassed level of safety to which flued fires can only aspire. Flues and chimneys can become blocked or adversely affected by down-draughts. *Burley* flueless gas fires are designed to burn the gas extremely cleanly without a flue. The burnt gases are then passed through a catalytic converter.

Every *Burley* flueless gas fire has an oxygen depletion sensor which constantly monitors the air quality in the room. If the level of oxygen drops by just 1.5%, the fire automatically shuts down.

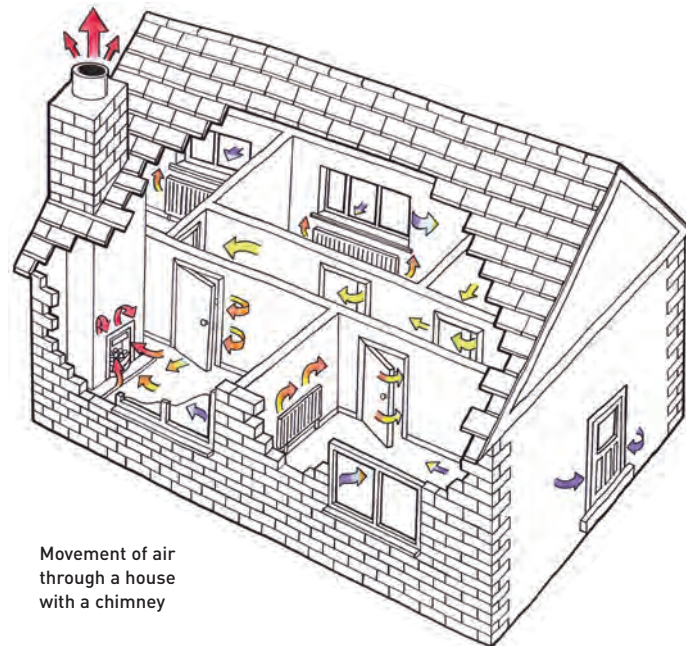
To prevent rubbish being thrown onto the fire and to ensure absolute clean burning, *Burley* fit a ceramic glass front to every fire.

*Burley's* production method is unique. Every flueless gas fire we have ever made has been bench run for 30 minutes, during which time we monitor numerous combustion and safety criteria. *Burley's* rigid test criteria for combustion are four times stricter than the European standards.





Movement of air through a house with a flueless fire



Movement of air through a house with a chimney

### Air movement

Flueless fires gently distribute heat throughout the entire house. A small air vent regulates air into the room which is being heated. This heated air dissipates away from the fire and circulates around the house.

A chimney or flued fire, by comparison, extracts all the air in your room once every hour, 24 hours a day, 365 days a year. This is a huge amount of warm air (that you have paid to heat) which is replaced by cold air leaking in through windows and doors.

### Catalytic converters

All *Burley* flueless gas fires incorporate a catalytic converter. This is a honeycomb which is coated with rare metals. Oxygen 'sticks' to the coating. If a carbon monoxide molecule meets it, the oxygen converts the carbon monoxide to carbon dioxide (which is harmless and is present in fresh air). *Burley* has NEVER had a catalytic converter fail or need replacing.

All *Burley* appliances are CE marked by international test houses. One of the tests that the fires must pass is to have the catalytic converter removed. In this condition it must still pass all the strict combustion tests.

### Convenience

A flueless gas fire can be fitted in minutes rather than several hours, it is an extremely simple and problem free operation. If it is to go in an open chimney, then the flue must be blocked. Apart from that the fire just needs connecting and testing, and the air vent fitting. When fitting a flueless fire, it does not need to be sealed to the fireplace opening.

Flueless gas fires do not have to be installed on an outside wall. As no flue is required, thousands of pounds can be saved by not building a new chimney or restoring a condemned one.

Annual servicing for a flueless fire simply consists of cleaning the fire, checking the combustion, and checking for damaged components.

As with all gas appliances fittings must only be carried out by a Gas Safe registered person.

### No problems with chimneys

Chimneys and flues are fraught with potential problems, all of which will stop a flued fire from operating safely.

1. The fabric of the chimney could collapse.
2. A nest or debris could block the flue.
3. Atmospheric conditions or open doors can create a down draught.
4. Extractor fans can create a draught to reverse the pull of a chimney, causing it to spill the products of combustion into the room (this makes flueless gas fires particularly popular and safe for use in pubs and restaurants).

*Burley's* flueless gas fires suffer from none of these problems.

## Fire dimensions

Name	Model	Control	Page	Finishes	Input / Output	Positioning	Minimum room size	Thermostat	Catalytic converter	Fuel effect	Overall			Inset		
											Height	Width	Depth	Height	Width	Depth
Acumen	4111-R	R	3	Ou / Sl	4.2kW	I	50m³	✓	✓	L	645	777	265	582	663	240
Acumen	4111-R	R	3	Ec	4.2kW	I	50m³	✓	✓	L	810	950	275	582	663	240
Astute	4113-R	R	1 / 2	Ou / Sl	4.2kW	I	50m³	✓	✓	L	825	777	265	770	663	240
Ambience	4121	M / R	8	Bl	3.5kW	F	40m³	✓	✓	L	620	540	335			
Esteem	4221	M	8	Bl	2.5kW	F	30m³	✓	✓	C	620	540	275			
Esteem	4231	M / R	8	Bl	2.5kW	F	30m³	✓	✓	L	620	540	275			
Image	4237	M / R	5	Ss	2.5kW	JW	30m³	✓	✓	P	590	632	198	486	338	91
Environ	4240 - 8	M / R / S	6 / 7		2.5kW	JF	30m³	✓	✓	C / P	612	518	240	551	387	95
Perception	4260 - 7	M / R / S	4 / 5		2.5kW	JF	30m³	✓	✓	P	612	518	240	551	387	95
Latitude	4500	M	9	Or / Sa	2.5kW	W	30m³		✓		494	858	160			
Latitude	4500	M	9	Co	2.5kW	W	30m³		✓		486	822	145			
Longitude	4530	M	9	Or / Sa	4.2kW	W	50m³		✓		494	1178	160			
Longitude	4530	M	9	Co	4.2kW	W	50m³		✓		486	1142	145			

### Key

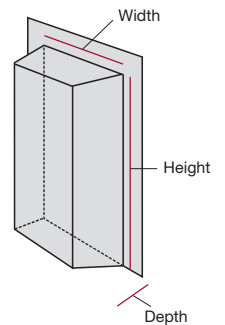
C	Coal effect
F	Freestanding
I	Inset
J	Semi inset
L	Log effect
M	Manual control
P	Pebble effect
R	Remote control
S	Slide control
W	Wall mounted
Bl	Black
Br	Brass
Ch	Chrome
Co	Contrast Bl + Ss
Ec	Eclipse
Or	Orbital
Ou	Outline
Sa	Satin
Sl	Silhouette
Ss	Brushed stainless steel

## Suites

Watersmeet	7111	R	3		4.2kW	J	50m³	✓	✓	L	944	1226	185	582	663	75
Lynwood	7113	R	1 / 2		4.2kW	J	50m³	✓	✓	L	1259	1372	243	770	663	75

Because our policy is one of constant development, details may vary from those given in this publication. Images remain copyright of Burley and may not be reproduced without the permission of Burley's Marketing Department.

## Inset dimensions



## Energy Rating

All models in this brochure are rated A, the highest of any gas fires. See website for details.

## Gas Safe Registered Fitter

All gas appliances must be installed and serviced annually by a Gas Safe registered (formerly Corgi) fitter in accordance with the installation instructions.

Full instructions are supplied with the fire and on our website. Please read installation instructions before undertaking any structural preparation work. For more information and installation guide, visit [www.burley.co.uk/technical\\_information.php](http://www.burley.co.uk/technical_information.php)

## Ventilation

As per Building Regulations Part J, an air vent which provides not less than 100cm<sup>2</sup> free air must be installed in the room, at least 1 metre away from the fire. A chimney, ceiling or floor vent is not suitable.

## Central heating

Flueless fires are not designed to be the sole source of heat in a room. They are supplementary to central heating.

## Existing chimney or flue

Existing chimneys and flues must be blocked off completely. A cavity wall box is supplied with the Perception, Environ and Image. We recommend that this is used in all cases.

## Fireplace requirements

The fireplace and all materials within 200mm of the appliance must be non-combustible. All materials, including the fireplace and wall above (including any varnishes, paints etc) must be rated to withstand a constant working temperature of 150°C. You cannot put televisions etc on the wall above the fire.

Gas fires may not be fitted in basements which do not have at least one side open to the outdoors, or in bathrooms.

Burley does not recommend flued or flueless gas fires in bedrooms. If in doubt, please call Burley service department for more advice.

## Natural gas or Propane

Please specify natural gas or propane when placing your order as the fires are single category appliances. Due to the properties of propane the flame picture may differ slightly.

## Guarantee

All products come with a one-year guarantee.

Return of the guarantee card and service during the first year of ownership will provide you with a free second-year guarantee (conditions apply).



**Burley Appliances Limited**

Lands End Way, Oakham, Rutland LE15 6RB  
United Kingdom Tel +44 (0)1572 756956

For more information or details of your nearest stockist:

[www.burley.co.uk](http://www.burley.co.uk) email: [sales@burley.co.uk](mailto:sales@burley.co.uk)